



2020-21



MINISTRY OF COMMERCE & INDUSTRY  
565, ANANDAPUR, WARD NO. 108,  
SECTOR - I PLOT NO. 22, ECADP,  
KOLKATA-700107

# STATISTICS OF THE INLAND COASTING TRADE CONSIGNMENTS OF INDIA

# Preface

The Directorate General of Commercial Intelligence & Statistics (DGCIS) has been compiling various trade related statistical data and publishing reports thereon annually. One part of trade is internal trade which consists trade through land and called “Inland Trade”, which is published in a separate publication. In the present publication we provide the in-depth information on the other part, that is, internal trade through sea, which is technically called “Coastal Trade”. This current issue of the publication entitled as “Statistics of the Inland Coasting Trade Consignments of India” contains data on internal trade by sea pertaining to the financial year 2020-21.

This Publication contains data on Value and Quantity figures of all commodities moved by sea amongst different States/UTs of India and is presented in six tables & two graphs.

Hopefully, this edition would provide useful statistical information to the regular readers and subscribers of this publication. However comments and suggestions for improvement of the forthcoming issues are welcome.

SUBASH CHANDRA MALIK  
DIRECTOR GENERAL  
DGCIS.

Directorate General of Commercial Intelligence and Statistics  
Ministry of Commerce and Industry  
Government of India  
565, Anandapur,  
Kolkata-700 107  
MARCH, 2023

## **Abbreviation**

DGCI&S : Directorate General of Commercial Intelligence &  
Statistics

DoC : Department of Commerce


MoC : Ministry of Commerce & Industry

GMB : Gujarat Maritime Board

AMB : Andhra Pradesh Maritime Board

MMB : Maharashtra Maritime Board

ITCHS : Indian Trade of Classification Harmonized System



## INTRODUCTION

Coastal Trade Statistics relates to data on Trade Consignments of commodities passing from one port to another by sea within India. It does not include external trade i.e. trade of India with foreign countries and statistics for which are available at the DGCI&S portal [www.dgciskol.nic.in](http://www.dgciskol.nic.in).

The present publication statistics are based on the Daily Trade Returns (DTRs) received on import basis from different ports and Customs Authorities. Custom authorities prepare this from relevant entry of Bills giving details of the inward consignments moving into the ports. In respect of Lakshadweep, however, no arrangement exists for recording the arrival of merchandise. The information regarding Lakshadweep is collected from the special returns furnished by the Assistant Commissioner of Customs, Cochin. For the purpose of Coastal Trade Statistics, Sea ports of India have been grouped under 12 States/UTs viz. (1) Andaman and Nicobar Islands, (2) Andhra Pradesh, (3) Goa, (4) Gujarat, (5) Karnataka, (6) Kerala, (7) Lakshadweep, (8) Maharashtra, (9) Odisha, (10) Puducherry (11) Tamil Nadu and (12) West Bengal. Information received from these ports along with Custom Authorities are being compiled by Ancillary division of this office and a report on “Statistics of the Inland Coasting Trade Consignments of India” is published annually and uploaded on the website of DGCI&S for the use of various users as well as subscribers.



## SUMMARY

Business transactions between one State/UTs and another are covered under inter-State or internal-State consignments. Accordingly, data on shipments between one ports to another port within the State are treated as the *internal trade* of the concerned State and are taken into account separately in compilation of Coastal Trade Statistics. On the other hand, the movement of consignments from one State to another is treated as inter-State trade. Further, the Inter State movement of goods have also been classified on the basis of their State of origin and State of destination. Movement of goods classified *on the basis of origin is shown as Outward* movement of goods from those States and the movement of goods classified *on the basis of their destination is shown in the tables as Inward movement of goods* into those States. The commodities are presented as per the ITC (HS) 8-digit classifications as adopted for Foreign Trade Compilation.

From previous year a new initiative has been started. This office receives some data from the port offices which do not contain the value figures of the commodities traded. Value of goods of such transactions have been statistically estimated using rest of the data received from other sources rather than discarding such precious information. This helped in increasing the coverage of this publication significantly.

The data has been represented in six tables and two graphs. Table-I shows the inter State/UT movements of Coastal Trade in terms of value. Table II shows the Inward, Outward and Internal movements of Inland Coasting Trade while Graph II (A) & II (B) depict those in pictorial form. Table-III indicates the Chapter & ITCHS code wise Inland Coasting Trade (in quantity and value) of India during the year 2020-21. Table IV shows Chapter wise Inland Coasting Trade of Commodities (Value in Rs. Cr.) of India for Inter-State/UT & State/UTs' Internal Movement of goods during 2020-21. Table-V contains data in respect of State & ITCHS Code wise Inland Coasting Trade Statistics by Commodities (in quantity and value) for States/UTs of India in 2020-21. Table VI contains State & Chapter wise Inland Coasting Trade (value in Rs. Cr.) 2020-21. Graph II (A) contains percentage share of values of top ten Commodities in India for Inter-State/UT Movement of goods during 2020-21. Graph II (B) contains percentage share of values of top ten Commodities in India for Internal Maritime Block Movement of goods during 2020-21.



AJAY BAKSI, DEPUTY DIRECTOR GENERAL,

SUBHAJIT ROY, DIRECTOR

PANKAJ KUMAR, DEPUTY DIRECTOR,

AMIYA SARDAR, STATISTICAL OFFICER,

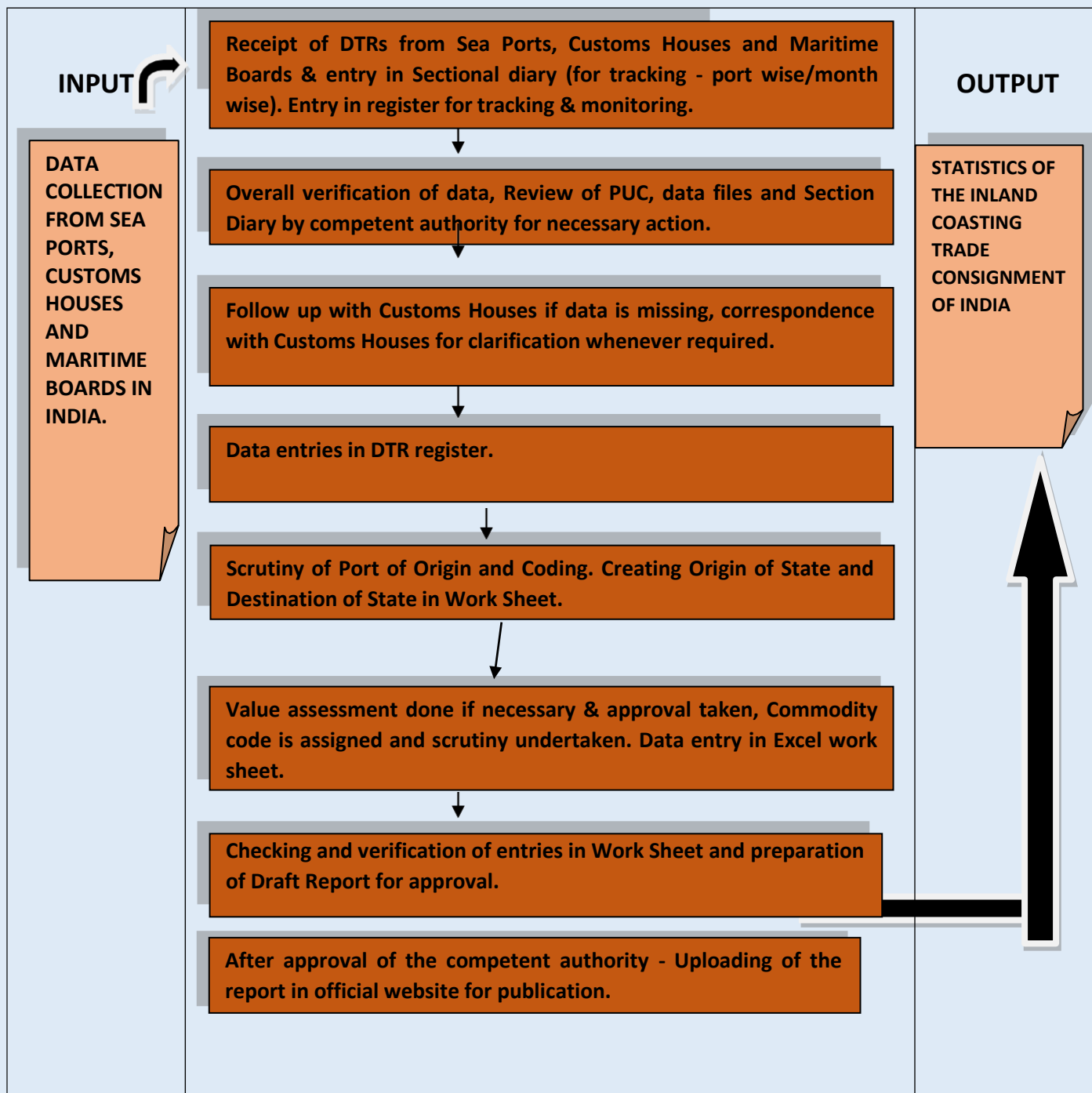
BIJAN KUMAR MONDAL, SR. INVESTIGATOR,

ABHIJIT KR.GAINE, SR. INVESTIGATOR

BIKESH NANDY, UDC

# METHODOLOGY

**Process description of PUBLICATION is described by diagram below:**





## Highlights of Inland Coasting Trade during 2020-21

Total Inland Coasting Trade of Commodities increased by 59.18% from Rs 84,194.55 corers in 2019-20 to Rs 134025 chores in 2020-21. Trade in terms of State wise outward and inward movement of Goods has become more concentrated among few dominant States. However, on the contrary, in terms of Internal Movement of Goods trade has become broad based

### Inter State Trade



### Outward Movement of Goods

Gujarat and Kerala were top two contributors with shares of 33% and 19% of total in Outward Movements of Inland Coasting Trade Consignments in 2020-21 respectively. In 2019-20, however, Gujarat and Maharashtra were top two contributors in Outward Movements of Inland Coasting Trade Consignments with shares of 42% and 27% respectively.

Andaman & Nikobar Island raised out word movement from 7 cr. In 2019-20 to 138 Cr. in 2020-2021.

### Inward Movement of Goods

West Bengal and Maharashtra are highest contributors to the Inward movement of inland coasting trade in the year 2020-21 with shares of 27% and 21% of the total in 2019-20, on the other hand Kerala and Tamilnadu were top contributors in Inward movement of inland coasting trade in India.

West Bengal and Maharashtra have raised inward movement in 2020-21.

### ITC (HS) Code wise

In terms of ITC(HS) Code, High Speed Diesel (HSD) (ITCHS Code **27101949**) has highest share in total interstate trade with 50% followed by Motor Gasoline Conforming to Standard **IS 2796** (ITCHS Code 27101241), Other ARMTC Hydrocarbon Mixtures of which 65 percent or more by **VL** (including losses) DISTLS at 250 **DGR.C.** By ISO 3405 (**ASTM D 86** Method) (ITCHS Code 27075000), Petroleum Oils and Oils obtained from Bituminous Minerals Crude (ITCHS Code 27090000), Grade LV (ITCHS Code 27101951) and Other 60% **FE** or more but below 62% FE (ITCHS Code 26011111) with shares of 14%, 8%, 6%, 3% and 3% respectively. Together these items constitute more than 84% of total interstate trade in 2020-21.

### States' Internal Trade

Gujarat is the top State in terms of internal movement of inland coasting trade in the year 2020-21 with a share of 63% of total internal movement.

### ITC (HS) Code wise

Regarding States' Internal Trade in 2020-21, share of Polypropylene (ITCHS Code 39021000) was highest with 46% of total followed by High Flash High Speed Diesel Fuel Conforming to Standard IS 16861 (ITCHS Code 27101949).

Petroleum Oils and Oils obtained from Bituminous Minerals Crude (ITCHS Code 27090000) and Ethylene Glycol (Ethanediol) (ITCHS Code 29053100) with shares of 17%, 10% and 9% respectively. Together these four Commodity Groups constitute 82% of States' total Internal Trade in 2020-21.

## Conclusion

The top contributor of the Outward Movements of Inland Coasting Trade Consignments in 2020-21 was Gujarat and the top contributor to Inward movement was West Bengal.

The second highest in terms of Outward Movements of Inland Coasting Trade Consignments in 2020-21 was Kerala which sends goods predominantly to West Bengal, the highest in terms of Inward movement of inland coasting trade in the year 2020-21.



# CONTENTS

DESCRIPTION	PAGE NO.
Table I: Inter-State/UT Movements of Inland Coasting Trade Consignments (in Value) of India during 2020-21.	1
Table I: Inward, Outward and Internal Movements of Inland Coasting Trade Consignments (in Value) of India in 2020-21.	2
GRAPH-I: Represents Percentage Share of values of Inland Coasting Trade of India for Inter State/UT movements of Goods during 2020-21.	3
GRAPH-II: Represents Percentage Share of values of Inland Coasting Trade of India for States/UTs Internal movements of goods during 2020-21.	4
Table III: Chapter & ITCHS code wise Inland Coasting Trade (in quantity and value) of India: 2020-21.	5 - 32
Table IV: Chapter wise Inland Coasting Trade of Commodities (Value in Rs. Cr.) of India for Inter-State/UT & State/UTs' Internal Movement of goods during 2020-21.	33 - 49
Table V: State & ITCHS code wise Inland Coasting Trade Statistics by Commodities (in quantity and value) for states/UTs of India: 2020-21.	50 - 237
Table VI: State & Chapter wise Inland Coasting Trade (value in Rs. Cr.) 2020-21.	238 - 286
GRAPH-II (A): Percentage Share of values of Top Ten Commodities in Inland Coasting Trade of India for Inter-State/UT movement of goods during 2020-21.	287-288
GRAPH-II (B): Percentage Share of values of Top Ten Commodities in Inland Coasting Trade of India for internal maritime block movements of goods during 2020-21.	289-290

TABLE - I : (State/UT) X (State/UT) Inland Coasting Trade of Commodities (value in Rs. Cr.) during 2020-21

INWARD ( DESTINATION STATE/UT)

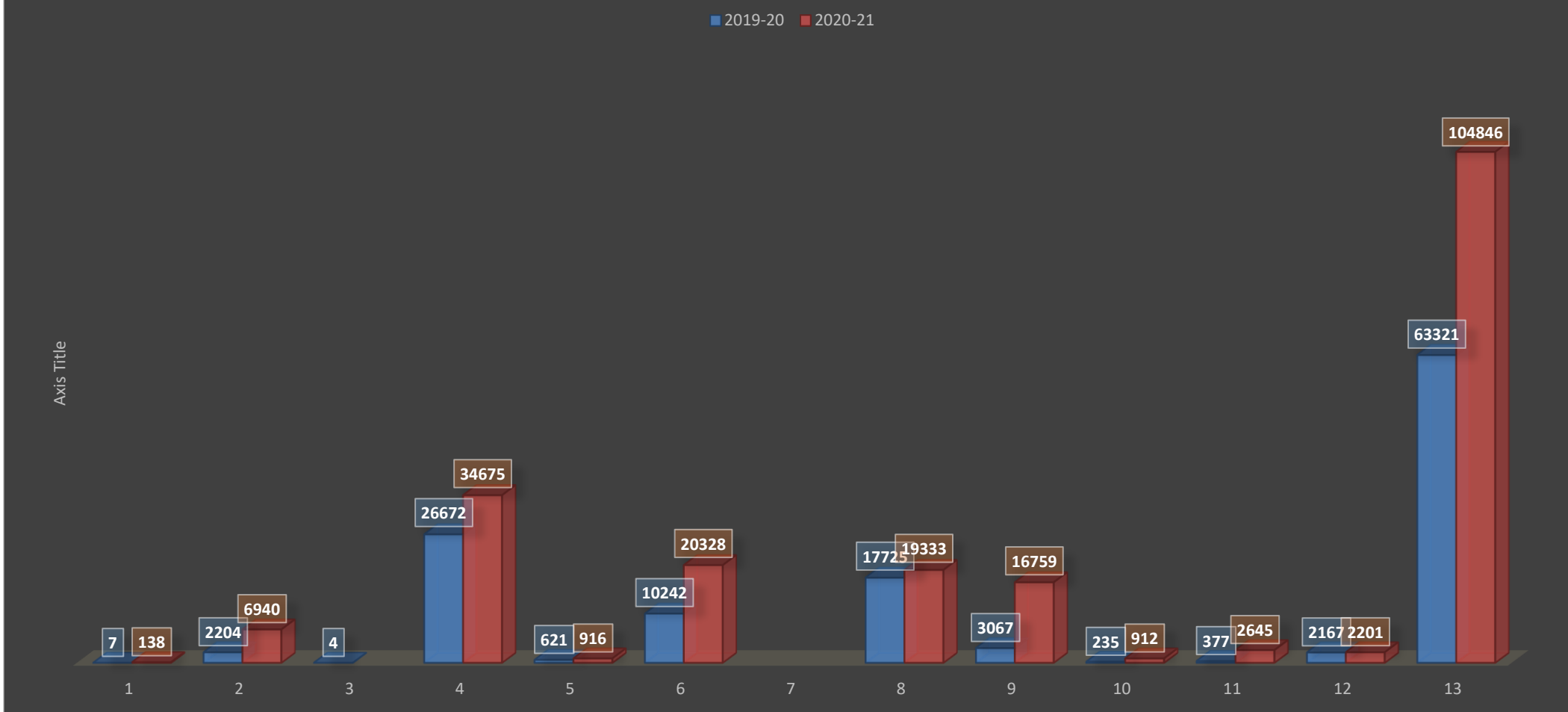
OUTWARD (STATE/UT OF ORIGIN)	COLUMN 1	ANDAMAN NICOBAR	ANDHRA PRADESH	GOA	GUJARAT	KARNATAKA	KERALA	LAKSHADEEP	MAHARASHTRA	ODISSA	TAMILNADU	WEST BENGAL	GRAND TOTAL
	ANDAMAN NICOBAR										0.67	137.78	138.45
	ANDHRA PRADESH	32.82	580.83		232.36	1339.82	51.41			1501.84	1281.59	2499.79	7520.46
	GUJARAT		2500.53		18560.46	464.55	3889.70		17889.29	483.21	2449.80	6998.28	53235.81
	KARNATAKA		196.15				8.69		17.50	266.01		427.41	915.76
	KERALA		1432.83	2749.32	3230.25	223.09	7242.79	0.06	0.00	2457.61	2805.30	7429.33	27570.57
	MAHARASTHA		572.70	3548.29	5669.00	217.24	606.78		2477.67	472.98	4415.76	3829.80	21810.20
	ODISSA	617.48	1023.88	199.15	474.18	1056.03	139.74		4290.07		2961.08	5997.74	16759.36
	PONDICHERY										912.14	0.04	912.17
	TAMILNADU	13.85	799.77				44.07		248.54	253.87	317.36	1284.58	2962.04
	WEST BENGAL	31.20	71.86		256.32	37.01	379.39		176.00	1027.40	221.33		2200.50
	Grand Total	695.35	7178.55	6496.76	28422.56	3337.73	12362.56	0.06	25099.07	6462.91	15365.02	28604.75	134025.32

\*All values are in Cr. and not included any Custom Duty.

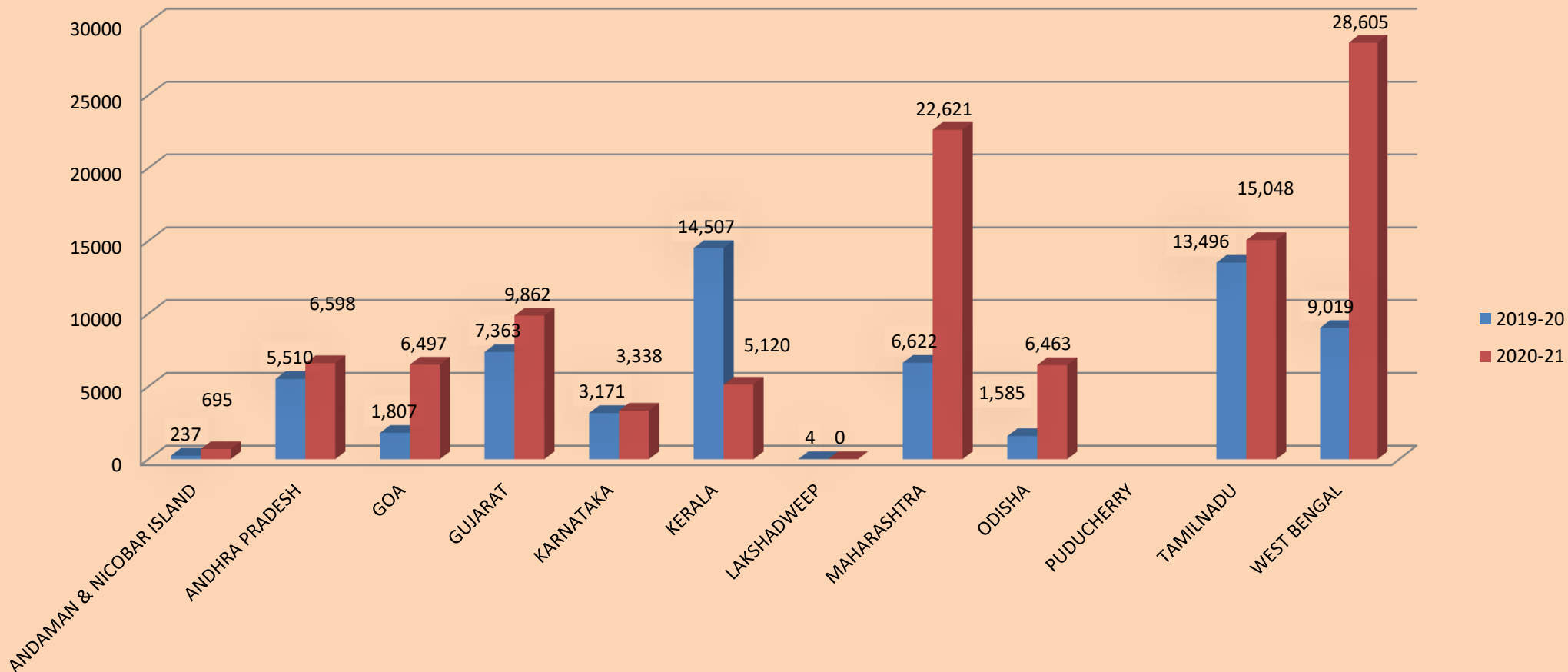
Table II : Inward, Outward & Internal Movements of Inland Coasting Trade Consignments (Value in: Rs. Cr.) of India 2020-21

BLOCK NAME	OUTWARD	OUTWARD	% Growth in 2020-21 over 2019-20		INWARD	INWARD	% Growth in 2020-21 over 2019-20	2019-20	2020-21	% Growth in 2020-21 over 2019-20
	2019-20	2020-21	OUTWARD		2019-20	2020-21	INWARD	INTERNAL	INTERNAL	INTERNAL
ANDAMAN & NICOBAR ISLAND	7	138	1784.2%	ANDAMAN & NICOBAR ISLAND	237	695	193.3%			
ANDHRA PRADESH	2204	6940	214.9%	ANDHRA PRADESH	5510	6598	19.7%	143.88	581	303.7%
GOA	4		-100.0%	GOA	1807	6497	259.5%			
GUJARAT	26672	34675	30.0%	GUJARAT	7363	9862	33.9%	16,395.35	18560	13.2%
KARNATAKA	621	916	47.4%	KARNATAKA	3171	3338	5.3%			
KERALA	10242	20328	98.5%	KERALA	14507	5120	-64.7%	1,651.36	7243	
LAKSHADWEEP				LAKSHADWEEP	4	0	-98.4%			
MAHARASHTRA	17725	19333	9.1%	MAHARASHTRA	6622	22621	241.6%	2,345.83	2478	5.6%
ODISHA	3067	16759	446.5%	ODISHA	1585	6463	307.8%			
PUDUCHERRY	235	912		PUDUCHERRY						
TAMILNADU	377	2645	601.4%	TAMILNADU	13496	15048	11.5%	318.45	317	-0.3%
WEST BENGAL	2167	2201	1.5%	WEST BENGAL	9019	28605	217.1%	18.65		156349.3%
Total	63321	104846	65.6%	Total	63321	104846	65.6%	20,873.52	29179	

GRAPH I : SHOWING OUTWARD MOVEMENTS OF INLAND COASTING TRADE CONSIGNMENT(IN VALUE : RS. CR ) OF INDIA 2019-20 AND 2020-21



**GRAPH II: Showing Inward movements of Inland Coasting Trade Consignment(in value : Rs. Cr ) of India 2019-20 and 2020-21**





**TABLE III : Chapter & ITCHS code wise Inland Coasting Trade (in quantity and value) of India: 2020-21**

Chapter Code	ITEM CODE (ITCHS)	ITEM	UNIT	INTER STATE		INTERNAL		TOTAL	
				Quantity	Value (in Rs. Cr)	Quantity	Value (in Rs. Cr)	Quantity	Value (in Rs. Cr)
01	01059900	OTHER LIVE POULTRY WEIGHING > 185G	NOS			200	0.002	200	0.002
	01064190	OTHER BEES	NOS			34000	0.345	34000	0.345
<b>01 Total</b>						<b>34200</b>	<b>0.347</b>	<b>34200</b>	<b>0.347</b>
03	03044990	OTHER	KGS	26155	0.060			26155	0.060
<b>03 Total</b>				<b>26155</b>	<b>0.060</b>			<b>26155</b>	<b>0.060</b>
04	04021090	OTHER MLK AND CRM IN PWDR,GRANL OR SOLID FRM OF FAT CONTNT, BY WT. NOT EXCDNG 1.5%	KGS	3118262	72.992			3118262	72.992
	04072900	FRESH EGGS OF OTHER BIRDS	NOS	7000	0.070			7000	0.070
<b>04 Total</b>				<b>3125262</b>	<b>73.062</b>			<b>3125262</b>	<b>73.062</b>
05	05061011	BONES INCLDNG HORN-CORES CRSHD OF WILD ANMLS TRTD WITH ACID	KGS	1050921	2.269			1050921	2.269
	05061021	BONE GRIST OF WILD ANMLS TRTD WITH ACID	KGS	51860	0.113			51860	0.113
<b>05 Total</b>				<b>1102781</b>	<b>2.382</b>			<b>1102781</b>	<b>2.382</b>
07	07032000	GARLIC FRESH OR CHILLED	KGS	43400	0.265			43400	0.265
	07108090	OTHER VEGETABLES, FROZN	KGS			60680	0.488	60680	0.488
	07122000	ONIONS DRIED	KGS	13200	0.116			13200	0.116

**TABLE III : Chapter & ITCHS code wise Inland Coasting Trade (in quantity and value) of India: 2020-21**

Chapter Code	ITEM CODE (ITCHS)	ITEM	UNIT	INTER STATE		INTERNAL		TOTAL	
				Quantity	Value (in Rs. Cr)	Quantity	Value (in Rs. Cr)	Quantity	Value (in Rs. Cr)
	07132020	BENGAL GRAM (DESI CHANA)	KGS	723593.1429	2.026			723593.1429	2.026
	07132090	OTHER CHANA	KGS	2127690	11.716			2127690	11.716
	07133110	BEANS OF THE SPP VIGNA MUNGO (L.) HEPPEP	KGS	319710	2.410			319710	2.410
	07139090	OTHER OF HDG. 071390	KGS	1534710	19.301			1534710	19.301
<b>07 Total</b>				<b>4762303.143</b>	<b>35.834</b>	<b>60680</b>	<b>0.488</b>	<b>4822983.143</b>	<b>36.321</b>
08	08041020	DRY DATES SOFT (KHAYZUR OR WET DATES)	KGS	652390	2.189			652390	2.189
	08041090	OTHER DATES	KGS	41750	0.263			41750	0.263
	08109090	OTHER FRUITS, FRSH	KGS	210820	0.843			210820	0.843
	08134090	OTHERS FRUIT DRIED (EXCLDNG TAMARIND AND SINGODA WHOLE	KGS			2815	0.012	2815	0.012
<b>08 Total</b>				<b>904960</b>	<b>3.295</b>	<b>2815</b>	<b>0.012</b>	<b>907775</b>	<b>3.307</b>
09	09092190	OTHER SEEDS OF CORIANDER; NEITHER CRUSHED NOR GROUND	KGS	4136274	25.369			4136274	25.369
	09093129	OTHER SEEDS OF CUMMIN EXCL. BLACK; NEITHER CRUSHED NOR GROUND	KGS	1582111	22.213			1582111	22.213
	09096139	OTHER SEEDS OF CARAWAY OR FENNEL	KGS	336805	2.087			336805	2.087
	09109912	FENUGREEK SEED	KGS	108000	1.071			108000	1.071
	09109915	CASSIA TOREA SEED	KGS	114000	0.691			114000	0.691
	09109919	OTHER SPICES N.E.S	KGS	27000	0.475			27000	0.475

**TABLE III : Chapter & ITCHS code wise Inland Coasting Trade (in quantity and value) of India: 2020-21**

Chapter Code	ITEM CODE (ITCHS)	ITEM	UNIT	INTER STATE		INTERNAL		TOTAL	
				Quantity	Value (in Rs. Cr)	Quantity	Value (in Rs. Cr)	Quantity	Value (in Rs. Cr)
	09109929	OTHER POWDER OF OTHER SPICES N.E.S.	KGS	673475	12.917			673475	12.917
<b>09 Total</b>				<b>6977665</b>	<b>64.824</b>			<b>6977665</b>	<b>64.824</b>
10	10019910	WHEAT	KGS	201537616	422.944	24830	0.063	201562446	423.008
	10051000	MAIZE SEED	KGS	3957040	7.852			3957040	7.852
	10061090	OTHR RICE IN HUSK	KGS	111842465	355.503	2450910	5.222	114293375	360.725
	10063010	RICE PARBOILED	KGS	1154600	4.207			1154600	4.207
	10063020	BASMATI RICE	KGS	45648.03571	0.330	3263	0.017	48911.03571	0.347
<b>10 Total</b>				<b>318537369</b>	<b>790.837</b>	<b>2479003</b>	<b>5.302</b>	<b>321016372</b>	<b>796.139</b>
11	11010000	WHEAT OR MESLIN FLOUR	KGS	173257.5714	0.485			173257.5714	0.485
	11052000	FLAKES OF POTATOES	KGS	64412.92857	0.180			64412.92857	0.180
	11061090	OTHERS	KGS	34240	0.179			34240	0.179
	11062010	FLOUR AND MEAL OF SAGO	KGS	21000	0.078			21000	0.078
<b>11 Total</b>				<b>292910.5</b>	<b>0.923</b>			<b>292910.5</b>	<b>0.923</b>
12	12059000	OTHER RAPE/COLZA SEEDS W/N BROKEN	KGS	1421196	3.208			1421196	3.208
	12073010	OF SEED QUALITY	KGS	4537270	4.446			4537270	4.446
	12075010	MUSTARD SEEDS W/N BROKEN OF SEED QLTY	KGS	919454	4.611			919454	4.611
	12075090	OTHER MUSTARD SEEDS W/N BROKEN	KGS	109075	0.634			109075	0.634
	12099990	OTHER SEEDS ETC FOR PLANTING N.E.S	KGS	26920	0.148			26920	0.148
<b>12 Total</b>				<b>7013915</b>	<b>13.048</b>			<b>7013915</b>	<b>13.048</b>
15	15121910	SUNFLOWER OIL EDIBLE GRADE	KGS	119180	1.862			119180	1.862

**TABLE III : Chapter & ITCHS code wise Inland Coasting Trade (in quantity and value) of India: 2020-21**

Chapter Code	ITEM CODE (ITCHS)	ITEM	UNIT	INTER STATE		INTERNAL		TOTAL	
				Quantity	Value (in Rs. Cr)	Quantity	Value (in Rs. Cr)	Quantity	Value (in Rs. Cr)
	15121990	OTHERSUNFLWR ANDSAFFLWR OIL EXCLD EDIBLE/ NON-EDBLE GRADE	KGS	1977903	22.748	1050	0.017	1978953	22.764
	15149190	CRUDE RAPE SEED OIL	KGS	279684	2.429			279684	2.429
	15162029	GROUNDNUT OIL OTHER THN EDBLE GRADE	KGS	87194	2.158			87194	2.158
	15162091	OTHR VEG FATS AND OILS AND THR FRCTNS OF EDBLEGRADE	KGS	303880	3.136			303880	3.136
	15180039	OTHR VEG OIL AND ITS FATS EXCLDEDBLE GRADE	KGS	8870000	54.225	2100	0.035	8872100	54.260
<b>15 Total</b>				<b>11637841</b>	<b>86.557</b>	<b>3150</b>	<b>0.052</b>	<b>11640991</b>	<b>86.609</b>
17	17019100	SUGR REFINND CONTNG FLVRNG OR CLRNG MATTER	KGS	5417000	13.543			5417000	13.543
<b>17 Total</b>				<b>5417000</b>	<b>13.543</b>			<b>5417000</b>	<b>13.543</b>
18	18069010	CHOCOLATE AND CHOCOLATE PRDCTS	KGS	2434494	106.296			2434494	106.296
<b>18 Total</b>				<b>2434494</b>	<b>106.296</b>			<b>2434494</b>	<b>106.296</b>
19	19030000	TPIOCA AND SUBSTTUTES PRPD FRM STRCH IN FORMOF FLKS GRAINS PERLS SFTNGS/IN SMLR FORMS	KGS	216130	1.381			216130	1.381
	19041090	OTHER PAPD FOODS OBTND BY SWLNO/RSTNG OF CRLS	KGS	91290	0.517			91290	0.517
	19059040	PAPAD	KGS	30575	0.097			30575	0.097

**TABLE III : Chapter & ITCHS code wise Inland Coasting Trade (in quantity and value) of India: 2020-21**

Chapter Code	ITEM CODE (ITCHS)	ITEM	UNIT	INTER STATE		INTERNAL		TOTAL	
				Quantity	Value (in Rs. Cr)	Quantity	Value (in Rs. Cr)	Quantity	Value (in Rs. Cr)
<b>19 Total</b>				<b>337995</b>	<b>1.995</b>			<b>337995</b>	<b>1.995</b>
20	20081100	GROUND NUTS , PRPD/PRSVD	KGS	841692.3333	8.365			841692.3333	8.365
<b>20 Total</b>				<b>841692.3333</b>	<b>8.365</b>			<b>841692.3333</b>	<b>8.365</b>
21	21069019	SOFT DRINK - OTHER THAN SHARBAT	KGS	950	0.011	977531	7.267	978481	7.278
	21069099	OTHER FOOD PREPARATION NES	KGS	630630	3.601	2800	0.017	633430	3.618
<b>21 Total</b>				<b>631580</b>	<b>3.612</b>	<b>980331</b>	<b>7.284</b>	<b>1611911</b>	<b>10.896</b>
22	22011010	MINERAL WATERS	LTR			9350	0.010	9350	0.010
	22019090	OTHER WATERS (INCLUDING NATURAL WATER)	LTR	1441400	0.219	17575598	1.785	19016998	2.004
<b>22 Total</b>				<b>1441400</b>	<b>0.219</b>	<b>17584948</b>	<b>1.795</b>	<b>19026348</b>	<b>2.014</b>
23	23040010	OIL-CAKE AND OIL-CAKE MEAL OF SOYA BEAN EXPELLER VARIETY	KGS	781098	1.947			781098	1.947
	23050010	OIL-CAKE AND OIL-CAKE MEAL OF GROUND-NUT EXPELLER VARIETY	KGS	9919386	34.025			9919386	34.025
	23050090	OTHER SOLID RESIDUES RESULTING FROM EXTRACTION OF GROUNDNUT OIL	KGS	287580	0.708			287580	0.708
	23064900	OTHER RESIDUES OF RAPE OR COLZA SEEDS	KGS	67541.14706	0.230			67541.14706	0.230
	23069018	OIL-CAKE OF NEEM SEED EXPELLER VARIETY	KGS	20960	0.026			20960	0.026

**TABLE III : Chapter & ITCHS code wise Inland Coasting Trade (in quantity and value) of India: 2020-21**

Chapter Code	ITEM CODE (ITCHS)	ITEM	UNIT	INTER STATE		INTERNAL		TOTAL	
				Quantity	Value (in Rs. Cr)	Quantity	Value (in Rs. Cr)	Quantity	Value (in Rs. Cr)
	23069027	OIL-CAKE AND OIL-CAKE MEAL OF CASTOR SEEDS SOLVNT EXTRCTD (DEFATD) VARTY	KGS	35498	0.121			35498	0.121
	23069090	OTHER OIL CAKE/SOLID RESDUS	KGS	63370	0.074			63370	0.074
	23099010	COMPOUNDED ANIMAL FEED	KGS	28000	0.010			28000	0.010
	23099090	OTHER PREPARATIONS OF ANIMAL FEEDING	KGS	164494173	493.483			164494173	493.483
<b>23 Total</b>				<b>175669606.1</b>	<b>530.622</b>			<b>175669606.1</b>	<b>530.622</b>
24	24011090	OTHER TOBACCO NO STEMMD/STRIPPED	KGS	142040	4.060			142040	4.060
<b>24 Total</b>				<b>142040</b>	<b>4.060</b>			<b>142040</b>	<b>4.060</b>
25	25010010	COMMON SALT(INCL. IODISED SALT)	KGS	162167501	86.772	363756000	363.756	525923501	450.528
	25010090	OTHER SALTS	KGS	6129700	14.412			6129700	14.412
	25059000	OTHER NATRL SANDS NES	KGS	111452132	51.510	28000	0.306	111480132	51.816
	25061010	QUARTZ, LUMPS	KGS	5061199	20.036			5061199	20.036
	25061020	QUARTZ, POWDER	KGS	37600	0.105			37600	0.105
	25070010	KAOLIN (CHINA CLAY) CRUDE	KGS	2178455	2.615			2178455	2.615
	25081010	CRUDE BENTONITE (UNPROCESSED)	KGS	92392535	40.337			92392535	40.337
	25081090	OTHR BENTONITE (INCL. PROCESSED, ACTIVATEDAND GROUND	KGS	21269281	10.511			21269281	10.511
	25083090	OTHER FIRE CLAY NES	KGS	664990	0.148			664990	0.148

**TABLE III : Chapter & ITCHS code wise Inland Coasting Trade (in quantity and value) of India: 2020-21**

Chapter Code	ITEM CODE (ITCHS)	ITEM	UNIT	INTER STATE		INTERNAL		TOTAL	
				Quantity	Value (in Rs. Cr)	Quantity	Value (in Rs. Cr)	Quantity	Value (in Rs. Cr)
	25084090	OTHER CLAYS, NES	KGS	108062480	94.506	3798000	0.730	111860480	95.236
	25085010	ANDALUSITE	KGS	40000	0.005			40000	0.005
	25085039	OTHER SILLIMANITE NES	KGS	5194022.143	8.807	28000	0.041	5222022.143	8.849
	25090000	CHALK	KGS	5271469	1.411			5271469	1.411
	25151220	SLABS MARBLE AND TRAVERTINE	KGS	422670	0.145			422670	0.145
	25161200	GRANITE MERELY CUT INTO BLOCK/SLABS OF RECTANGULAR (INCL SQR) SHAPE	KGS	1408395	1.604			1408395	1.604
	25162000	SANDSTONE	KGS	28000	0.015			28000	0.015
	25169020	STONE BOULDERS	KGS	58100	0.074			58100	0.074
	25171010	PAKUR STONE CRUSHED OR BROKEN - PEBBLESETC	KGS	59000	0.044			59000	0.044
	25174900	OTHR GRANULES CHIPPINGS AND PWDR OF STONES OF HDG NO 2515/2516 W/N HEAT-TREATED	KGS	5779330	0.938			5779330	0.938
	25183000	DOLOMITE RAMMING MIX	KGS	28000	0.004			28000	0.004
	25191000	NATURAL MAGNESIUM CARBONATE(MAGNESITE)	KGS	9449256.25	8.507	840000	0.703	10289256.25	9.210
	25199090	OTHER MAGNESIUM W/N PVRE	KGS	1000	0.002			1000	0.002
	25201010	NATURAL GYPSUM AND ANHYDRITE	KGS	28000	0.035			28000	0.035
	25202090	PLASTERS OTHER THAN CALCINED	KGS	4113560	5.355			4113560	5.355

**TABLE III : Chapter & ITCHS code wise Inland Coasting Trade (in quantity and value) of India: 2020-21**

Chapter Code	ITEM CODE (ITCHS)	ITEM	UNIT	INTER STATE		INTERNAL		TOTAL	
				Quantity	Value (in Rs. Cr)	Quantity	Value (in Rs. Cr)	Quantity	Value (in Rs. Cr)
	25221000	QUICKLIME	KGS	92210	0.038			92210	0.038
	25222000	SLAKED LIME	KGS	1550240	0.725			1550240	0.725
	25231000	CEMENT CLINKERS	KGS	156406000	36.411	638227000	148.572	794633000	184.984
	25232910	ORDINARY PORTLAND CEMENT, DRY	KGS	2330639359	818.108	87695000	27.403	2418334359	845.511
	25301090	OTHER VERMICULITE, PERLITE AND CALORITS UNEXPANDED (INCLUDING POWDER)	KGS	208000	0.422			208000	0.422
	25309099	OTHER MINERAL SUBSTANCES NES	KGS	7000	0.025			7000	0.025
<b>25 Total</b>				<b>3030199484</b>	<b>1203.630</b>	<b>1094372000</b>	<b>541.512</b>	<b>4124571484</b>	<b>1745.142</b>
26	26011111	60% FE OR MORE BUT BELOW 62% FE	TON	2457040000	3208.276			2457040000	3208.276
	26011139	65% FE AND ABOVE	TON	259215023.1	1375.510			259215023.1	1375.510
	26060010	BAUXITE (NATURAL) NOT CALCINED	KGS	120740	0.029			120740	0.029
	26060020	BAUXITE(NATURAL) CALCINED	KGS	475040	0.404			475040	0.404
	26140039	OTHER RUTILE	KGS	159600	1.786			159600	1.786
	26201990	OTHER	KGS	420000	0.714			420000	0.714
<b>26 Total</b>				<b>2717430403</b>	<b>4586.719</b>			<b>2717430403</b>	<b>4586.719</b>
27	27011910	COKING COAL	TON	224857	60.192	12900	32.226	237757	92.419
	27011990	OTHER COAL W/N PULVRSD BUT NTAGLDMRTD	TON	29000	7.250			29000	7.250
	27040030	HARD COKE OF COAL	TON	6655	1.664			6655	1.664
	27040090	OTHER COKES OF COAL	TON	148	0.404			148	0.404



**TABLE III : Chapter & ITCHS code wise Inland Coasting Trade (in quantity and value) of India: 2020-21**

Chapter Code	ITEM CODE (ITCHS)	ITEM	UNIT	INTER STATE		INTERNAL		TOTAL	
				Quantity	Value (in Rs. Cr)	Quantity	Value (in Rs. Cr)	Quantity	Value (in Rs. Cr)
	27075000	OTH ARMTTC HYDCRBN MXTRS OF WHICH 65 PRCNT OR MORE BY VL (INCLDNG LOSSES) DISTLS AT 250 DGR.C. BY ISO 3405 (ASTM D 86 METHOD)	KGS	2901095723	8571.915	458619945	1437.471	3359715668	10009.386
	27090000	PETROLEUM OILS AND OILS OBTAINED FROM BITUMINOUS MINERALS CRUDE	TON	2415104	6246.593	1182287	3060.547	3597391	9307.141
	27101241	MOTOR GASOLINE CONFORMING TO STANDARD IS 2796	KGS	3405435	14758.923	239622	878.210	3645057	15637.132
	27101920	AVIATION TURBINE FUEL (ATF)	KGS	246306	766.033	12000	46.992	258306	813.025
	27101932	KEROSENE CONFORMING TO STANDARD IS 1459	KGS	129533	372.028			129533	372.028
	27101943	LIGHT DIESEL OIL CONFORMING TO STANDARD IS 15770	KGS	56251	201.189	580	2.448	56831	203.636
	27101949	HIGH FLASH HIGH SPEED DIESEL FUEL CONFORMING TO STANDARD IS 16861	KGS	14834516.99	52457.681	1355516.677	5084.747	16190033.66	57542.428
	27101951	GRADE LV	KGS	1366401.897	3643.182	237313.396	642.051	1603715.293	4285.233
	27101971	BASE OIL	KGS	353466	1318.235			353466	1318.235
	27101978	OTHER LUBRICATING OIL, CONFORMING TO ANY OTHER BIS STANDARD	KGS	6588	97.079	1439.668	13.710	8027.668	110.789

**TABLE III : Chapter & ITCHS code wise Inland Coasting Trade (in quantity and value) of India: 2020-21**

Chapter Code	ITEM CODE (ITCHS)	ITEM	UNIT	INTER STATE		INTERNAL		TOTAL	
				Quantity	Value (in Rs. Cr)	Quantity	Value (in Rs. Cr)	Quantity	Value (in Rs. Cr)
	27101990	OTHER PETROLEUM OILS AND OILS OBTAINED FROM BITUMINOUS MINERALS NES	KGS	12797	130.933	46	0.492	12843	131.425
	27111200	LIQUIFIED PROPANE	KGS			32421000	199.965	32421000	199.965
	27111300	LIQUIFIED BUTANES	KGS			2069	0.310	2069	0.310
	27111920	LPG (FOR AUTOMOTIVE PURPOSES) CONFORMING TO STANDARD IS 14861	KGS			200	0.005	200	0.005
	27129030	SLACK WAX	KGS	59080	0.551			59080	0.551
	27129090	OTHER WAXES OBTAINED BY SYNTHESIS/OTHER PROCESS W/N COLOURED NES	KGS	21930	0.686			21930	0.686
	27131110	RAW PETROLEUM COKE FOR ANODE MAKING IN ALUMINIUM INDUSTRY CONFORMING TO STANDARD IS 17049	KGS	58303596	43.334			58303596	43.334
	27149020	BITUMEN NATURAL	KGS	30377688	81.970			30377688	81.970
<b>27 Total</b>				<b>3012945076</b>	<b>88759.843</b>	<b>494084918.7</b>	<b>11399.174</b>	<b>3506948985</b>	<b>100159.018</b>
28	28030010	CARBON BLACKS	KGS	2446340	16.159	2800	0.021	2449140	16.180
	28030090	OTHER CARBON	KGS	8054527	60.183			8054527	60.183
	28043000	NITROGEN	KGS	87000	2.209			87000	2.209
	28044090	OTHER OXYGEN	KGS			1050	0.016	1050	0.016
	28051100	SODIUM	KGS	724800	1.408			724800	1.408

**TABLE III : Chapter & ITCHS code wise Inland Coasting Trade (in quantity and value) of India: 2020-21**

Chapter Code	ITEM CODE (ITCHS)	ITEM	UNIT	INTER STATE		INTERNAL		TOTAL	
				Quantity	Value (in Rs. Cr)	Quantity	Value (in Rs. Cr)	Quantity	Value (in Rs. Cr)
	28051200	CALCIUM	KGS	17500	0.041			17500	0.041
	28061000	HYDROGEN CHLORIDE(HYDROCHLORIC ACID)	KGS	20000	0.006			20000	0.006
	28070010	SULPHURIC ACID	KGS	19110	4.778			19110	4.778
	28112110	DRY ICE	KGS			300	0.002	300	0.002
	28112190	CARBON DIOXIDE IN OTHER FORM	KGS	28000	0.226			28000	0.226
	28182010	ALUMINA CALCINED	KGS	40000	0.158			40000	0.158
	28182090	OTHER ALUMINIUM OXIDE	KGS	1606200	9.367	25000	0.162	1631200	9.528
	28211020	IRON HYDROXIDES	KGS	36623	0.724	10085	0.028	46708	0.751
	28271000	AMMONIUM CHLORIDE	KGS	323360	2.482			323360	2.482
	28273990	OTHER CHLORIDES, NES	KGS	4697201	52.175	618260	7.015	5315461	59.190
	28289011	BLEACHING PASTE OR POWDER OF SODIUM HYPOCHLORITES	KGS	866082	6.214			866082	6.214
	28332100	MAGNESIUM SULPHATE	KGS	112000	0.085			112000	0.085
	28332910	FERROUS SULPHATE	KGS	1269480	1.796			1269480	1.796
	28362010	DISODIUM CARBONATE DENSE	KGS	2721000	5.096			2721000	5.096
	28362090	OTHER DISODIUM CARBONATE	KGS	6972120	40.187			6972120	40.187
	28363000	SODIUM HYDROGEN CARBONATE (SODIUM BICARBONATE)	KGS	3145475	6.598			3145475	6.598
	28369920	MAGNESIUM CARBONATE (EXCL NATURAL)	KGS	1400000	7.602			1400000	7.602

**TABLE III : Chapter & ITCHS code wise Inland Coasting Trade (in quantity and value) of India: 2020-21**

Chapter Code	ITEM CODE (ITCHS)	ITEM	UNIT	INTER STATE		INTERNAL		TOTAL	
				Quantity	Value (in Rs. Cr)	Quantity	Value (in Rs. Cr)	Quantity	Value (in Rs. Cr)
	28369990	OTHER CARBONATES, NES	KGS	84350	1.112			84350	1.112
<b>28 Total</b>				<b>34671168</b>	<b>218.608</b>	<b>657495</b>	<b>7.244</b>	<b>35328663</b>	<b>225.851</b>
29	29024100	O-XYLENE	KGS	176148900	947.499			176148900	947.499
	29024300	P-XYLENE	KGS	52723283	292.355			52723283	292.355
	29037900	OTHER	KGS			610	0.024	610	0.024
	29053100	ETHYLENE GLYCOL (ETHANEDIOL)	KGS			563535000	2553.049	563535000	2553.049
	29173600	TEREPHTHALIC ACID AND ITS SALTS	KGS	49418920	228.848			49418920	228.848
	29319090	OTHER	KGS	24950	0.053			24950	0.053
	29392030	QUININE SULPHATE	KGS	560000	0.633			560000	0.633
<b>29 Total</b>				<b>278876053</b>	<b>1469.388</b>	<b>563535610</b>	<b>2553.073</b>	<b>842411663</b>	<b>4022.461</b>
30	30041090	OTHER MDCMNTS CNTNG PENCLLNS/DRVTVS THROF WITH A PENCLLNC ACID STRCTR/STRPTMYCNS OR THEIR DERVATIVS PUT UP FOR RETALE SA	KGS	41210453	87.461	3000	0.006	41213453	87.467
<b>30 Total</b>				<b>41210453</b>	<b>87.461</b>	<b>3000</b>	<b>0.006</b>	<b>41213453</b>	<b>87.467</b>
31	31010099	OTHER ANML/VGTBL FRTLRSRS,W/N MIXED TOGETH.CHMCLY TRTD;FERTILISERS PRDCD BY THE MXNG/CHMCL TREATMNT OF ANML/VEGTBL PRDCTS	KGS	354642	0.395			354642	0.395

**TABLE III : Chapter & ITCHS code wise Inland Coasting Trade (in quantity and value) of India: 2020-21**

Chapter Code	ITEM CODE (ITCHS)	ITEM	UNIT	INTER STATE		INTERNAL		TOTAL	
				Quantity	Value (in Rs. Cr)	Quantity	Value (in Rs. Cr)	Quantity	Value (in Rs. Cr)
	31021000	UREA WHETHER OR NOT IN AQUEOUS SOLUTION	KGS	160320	1.609			160320	1.609
	31029090	OTHER CALCIUM NITRATE AND MAGNESIUM NITRATE	KGS	6299370	13.076			6299370	13.076
	31052000	MINRL/CHEMCL FERTLSRS CONTNG THE THREE FRTLNG ELMNTS NITROGN PHOSPHRS AND POTASIU	KGS	2539480	4.763			2539480	4.763
	31059090	OTHER FERTILISERS N.E.S.	KGS	933400	1.315			933400	1.315
<b>31 Total</b>				<b>10287212</b>	<b>21.158</b>			<b>10287212</b>	<b>21.158</b>
	32091090	OTHR PAINTS BSD ON ACRYLC/VNYL POLYMR	KGS			3330	0.088	3330	0.088
32	32099090	OTHR PAINT VARNSHS (INCL ENML AND LAQURS) BSD ON OTHR SYNTHTIC POLYMERS ETC N.E.S.;	KGS	57100	1.400	20810	0.480	77910	1.879
	32149090	OTHERS	KGS	45000	0.352			45000	0.352
<b>32 Total</b>				<b>102100</b>	<b>1.751</b>	<b>24140</b>	<b>0.568</b>	<b>126240</b>	<b>2.319</b>
	34011190	OTHR SOAP AND ORGNC SURFACE ACTIVE PRODUCTFOR TIOLET USE (INCL MEDICATED PRDCTS)	KGS	105950	0.779			105950	0.779
34	34011990	OTHER HOUSEHOLD AND LAUNDRY SOAPS NES	KGS			150	0.002	150	0.002

**TABLE III : Chapter & ITCHS code wise Inland Coasting Trade (in quantity and value) of India: 2020-21**

Chapter Code	ITEM CODE (ITCHS)	ITEM	UNIT	INTER STATE		INTERNAL		TOTAL	
				Quantity	Value (in Rs. Cr)	Quantity	Value (in Rs. Cr)	Quantity	Value (in Rs. Cr)
	34012000	SOAP IN OTHER FORMS	KGS	400565	3.431			400565	3.431
	34022090	OTHER PREPARATIONS PUT UP FOR RETAIL SALE	KGS			783	0.011	783	0.011
	34049090	OTHER ARTFCL WAXES AND PREPD WAXES NES.	KGS	181240	1.907			181240	1.907
<b>34 Total</b>				<b>687755</b>	<b>6.116</b>	<b>933</b>	<b>0.013</b>	<b>507448</b>	<b>6.129</b>
38	38089990	OTHER SIMILAR PRODUCTS N.E.S.	KGS	403440	1.176			403440	1.176
	38140010	ORGANIC COMPOSITE SOLVENTS AND THINNERS NES	KGS			43410	0.498	43410	0.498
	38151100	SUPPRTD CATALYSTS WTH NICKEL/NICKEL CMPNDS	KGS			350000	78.581	350000	78.581
	38231900	OTHER INDUSTRIAL MONOCARBOXYLIC FATTY ACID	KGS	1863000	10.920			1863000	10.920
	38249900	OTHER	KGS	104250	0.517			104250	0.517
<b>38 Total</b>				<b>2370690</b>	<b>12.614</b>	<b>393410</b>	<b>79.079</b>	<b>2764100</b>	<b>91.693</b>
39	39019000	OTHER	KGS	96500	0.426	157400	0.643	253900	1.069
	39021000	POLYPROPYLENE	KGS	65740400	366.610	2415254000	13469.067	2480994400	13835.677
	39159090	WASTE PARINGS AND SCRAP OF OTHR PLASTIC NES	KGS	950740	3.941	104000	0.250	1054740	4.192
	39205119	OTHER SHEETS OF PLYMTHYL METHACRYLTE	KGS	113460	1.333			113460	1.333

**TABLE III : Chapter & ITCHS code wise Inland Coasting Trade (in quantity and value) of India: 2020-21**

Chapter Code	ITEM CODE (ITCHS)	ITEM	UNIT	INTER STATE		INTERNAL		TOTAL	
				Quantity	Value (in Rs. Cr)	Quantity	Value (in Rs. Cr)	Quantity	Value (in Rs. Cr)
<b>39 Total</b>				<b>66901100</b>	<b>372.311</b>	<b>2415515400</b>	<b>13469.960</b>	<b>2482416500</b>	<b>13842.271</b>
40	40011010	PREVULCANISED NATRL RUBR LATEX	KGS	79416213	1342.498	5851600	89.904	85267813	1432.402
	40021990	OTHERS SYNTHETIC RUBR AND PACTICE DRVD FROM OILS IN PRMRY FORMS/IN PLTS SHTS ETC MXTRS EXCL. LATEX	KGS	28000	0.534			28000	0.534
	40082990	OTHER FORM OF NON/CELLULAR RUBR	KGS			50	0.001	50	0.001
	40111090	OTHER TYRES USED ON MOTOR CARS (INCL STATION WAGONS AND RACING CARS).	NOS	61001	14.354			61001	14.354
<b>40 Total</b>				<b>79505214</b>	<b>1357.386</b>	<b>5851650</b>	<b>89.905</b>	<b>85356864</b>	<b>1447.291</b>
42	42029900	OTHR SIMILAR CONTAINERS OF HDNG 4202	NOS	1679	0.393			1679	0.393
<b>42 Total</b>				<b>1679</b>	<b>0.393</b>			<b>1679</b>	<b>0.393</b>
44	44011190	OTHER	TON	4	0.003			4	0.003
	44071100	OF PINE (PINUS SPP.)	CUM			1	0.001	1	0.001
	44072990	OTHER TROPICAL WOODS SAWN AND CHIPPED	CUM	61306.30139	17.930			61306.30139	17.930
	44079990	OTHER TROPICAL WOODS SAWN AND CHIPPED	CUM			435.5555556	0.043	435.5555556	0.043
	44083190	OTHER VNR SHEETS-MRNTI	KGS	288200	0.748			288200	0.748
	44089090	OTHERS	KGS	66000	0.575			66000	0.575

**TABLE III : Chapter & ITCHS code wise Inland Coasting Trade (in quantity and value) of India: 2020-21**

Chapter Code	ITEM CODE (ITCHS)	ITEM	UNIT	INTER STATE		INTERNAL		TOTAL	
				Quantity	Value (in Rs. Cr)	Quantity	Value (in Rs. Cr)	Quantity	Value (in Rs. Cr)
	44091010	WOODEN PLANED/TONG VED/GROOVED/REBATE ETC BUT NOT MOULDED	KGS			27600	0.033	27600	0.033
	44109010	PLAIN BOARD OF OTHER LIGNUS MATRLS N.E.C	KGS	123190	0.219			123190	0.219
	44109020	INSULATION BOARD AND HARD BOARD OF PLASTIC LAMINATED SHEETS	KGS	213490	0.448			213490	0.448
	44123110	DECORATIVE PLYWOOD	CUM	45928	56.025	4810.285714	5.869	50738.28571	61.895
	44129400	BLOCKBOARD, LAMINBOARD AND BATTENBOARD	CUM	189.2857143	0.321			189.2857143	0.321
	44152000	PALETS,PALETS(BOX,COLRS) AND OTHR LOAD BORDSO F WOOD	NOS	153150	7.639	18403	1.284	171553	8.923
	44219190	OTHER	KGS	59270	0.270			59270	0.270
	44219990	OTHER	KGS	24000	0.089			24000	0.089
<b>44 Total</b>				<b>1034727.587</b>	<b>84.267</b>	<b>51249.84127</b>	<b>7.231</b>	<b>1085977.428</b>	<b>91.498</b>
48	48021010	HAND MADE PAPER	KGS	465470	2.407	52000	0.181	517470	2.588
	48109900	OTHR COATED PAPR AND PPRBRD (NOT MLTIPLY)	KGS	85610	0.288			85610	0.288
	48201090	OTHERS	KGS	1500	0.004	28750	0.249	30250	0.253
	48239013	PACKING AND WRAPPING PAPER	KGS	815000	7.240			815000	7.240
	48239019	DECORATIVE LAMINATES	KGS	106695	0.721			106695	0.721



**TABLE III : Chapter & ITCHS code wise Inland Coasting Trade (in quantity and value) of India: 2020-21**

Chapter Code	ITEM CODE (ITCHS)	ITEM	UNIT	INTER STATE		INTERNAL		TOTAL	
				Quantity	Value (in Rs. Cr)	Quantity	Value (in Rs. Cr)	Quantity	Value (in Rs. Cr)
<b>48 Total</b>				<b>1474275</b>	<b>10.660</b>	<b>80750</b>	<b>0.430</b>	<b>1555025</b>	<b>11.090</b>
49	49011010	PRINTED BOOKS	NOS			7000	0.092	7000	0.092
<b>49 Total</b>						<b>7000</b>	<b>0.092</b>	<b>7000</b>	<b>0.092</b>
52	52010011	BENGAL DESHI COTTON	KGS	5603102	67.540			5603102	67.540
	52010015	INDIAN COTTON OF STAPLE LENGTH 28.5MM(1.4/32) AND ABOVE BUT BELOW 34.5MM		38058550	459.819			38058550	459.819
	52010020	FOREIGN COTTON OF ALL STAPLE LENGTHS		52869	0.949			52869	0.949
	52030000	COTTON CARDED OR COMBED	KGS	32144215	380.021	100	0.001	32144315	380.022
	52051190	OTHERS	KGS	8900988	159.492			8900988	159.492
<b>52 Total</b>				<b>84759724</b>	<b>1067.821</b>	<b>100</b>	<b>0.001</b>	<b>84759824</b>	<b>1067.822</b>
53	53031010	JUTE, RAW OR RETTED	KGS	27125	0.053			27125	0.053
	53050040	COIR PITH	KGS	1694500	17.567	20000	0.100	1714500	17.667
<b>53 Total</b>				<b>1721625</b>	<b>17.619</b>	<b>20000</b>	<b>0.100</b>	<b>1741625</b>	<b>17.719</b>
56	56039400	OTHER FILMNT WGHNG >150G/SQM	KGS	12736	0.219			12736	0.219
	56075040	NYLON ROPE	KGS			10610	0.289	10610	0.289
	56079090	OTHER TWINE, CORDAGE, ROPE AND CABLES	KGS			2645	0.069	2645	0.069
<b>56 Total</b>				<b>12736</b>	<b>0.219</b>	<b>13255</b>	<b>0.357</b>	<b>25991</b>	<b>0.576</b>

**TABLE III : Chapter & ITCHS code wise Inland Coasting Trade (in quantity and value) of India: 2020-21**

Chapter Code	ITEM CODE (ITCHS)	ITEM	UNIT	INTER STATE		INTERNAL		TOTAL	
				Quantity	Value (in Rs. Cr)	Quantity	Value (in Rs. Cr)	Quantity	Value (in Rs. Cr)
62	62113200	OTHR GRMNTS OF CTN FOR MENS OR BOYS	NOS			55	0.005	55	0.005
<b>62 Total</b>						<b>55</b>	<b>0.005</b>	<b>55</b>	<b>0.005</b>
63	63041940	BED SHEETS AND BED COVERS OF COTTON, HANDLOOM	NOS			200	0.010	200	0.010
	63049289	OTHER CUSHION COVERS	NOS	2000	0.088			2000	0.088
	63051030	JUTE HESSIAN BAGS	KGS	659000	2.839			659000	2.839
	63101020	COTTON RAGS,NEW OR USED	KGS	27775	0.329	900	0.013	28675	0.343
	63109040	SYNTHETIC RAGS	KGS	24190	0.056			24190	0.056
<b>63 Total</b>				<b>712965</b>	<b>3.312</b>	<b>1100</b>	<b>0.023</b>	<b>714065</b>	<b>3.336</b>
64	64035119	OTHR ANKLE CVRD ALL LTHR SHOES	PRS			28	0.003	28	0.003
<b>64 Total</b>						<b>28</b>	<b>0.003</b>	<b>28</b>	<b>0.003</b>
65	65061010	SPD GLS WELDNG HLMTS/OTHR HLMTS MEANT FOR INDUSTRIAL USE	NOS			15	0.001	15	0.001
<b>65 Total</b>						<b>15</b>	<b>0.001</b>	<b>15</b>	<b>0.001</b>
68	68010000	SETTS CURBSTONES AND FLAGSTONES OF NATURAL STONE(EXCEPT SLATE)	KGS	23500	0.050			23500	0.050
	68021000	TILES CUBES ETC W/N RECTNGLR(INCL SQR) WHOSE LRGST SURFC AREA BE ENCLSD IN A SQR MEASRNG<49 SQ CM ARTFCLY COLRD GRNLS	KGS	60380	0.039			60380	0.039

**TABLE III : Chapter & ITCHS code wise Inland Coasting Trade (in quantity and value) of India: 2020-21**

Chapter Code	ITEM CODE (ITCHS)	ITEM	UNIT	INTER STATE		INTERNAL		TOTAL	
				Quantity	Value (in Rs. Cr)	Quantity	Value (in Rs. Cr)	Quantity	Value (in Rs. Cr)
68	68022110	MARBLE BLOCKS/TILES,POLISHED	KGS	929960	1.809			929960	1.809
	68022310	GRANITE BLOCKS/TILES,POLISHED	KGS	4000	0.035			4000	0.035
	68029900	OTHER STONE	KGS	56210	0.043			56210	0.043
	68030000	WRKD SLATE AND ARTCLS OF SLATE/AGLMRTD SLATE	KGS	32306	0.047			32306	0.047
	68069000	OTHER(MXTRS AND ARTCLS OF HEAT INSULATNG SOUND INSULATNG/ABSRBNG MNRL MATRLS)	KGS	131000	0.262			131000	0.262
	68091900	OTHER BOARDS SHEETS PANELS ETC NON ORNMNTD	KGS	48150	0.110			48150	0.110
	68101190	OTHER	KGS	2078634	1.044	173000000	71.846	175078634	72.890
	68159920	SANITAY WARES, KITCHEN WARES AND OTHER MADE UP ARTICLES OF FLY ASH	KGS	2867511	10.379			2867511	10.379
<b>68 Total</b>				<b>6231651</b>	<b>13.818</b>	<b>173000000</b>	<b>71.846</b>	<b>179052501</b>	<b>85.664</b>
69	69010030	TILES	TON	670237.3601	850.304			670237.3601	850.304
	69010090	OTHERS	TON	180	0.049			180	0.049
	69022020	BRICKS AND SHAPES, HIGH ALUMINA	TON	122	0.817			122	0.817
	69022040	SILICON CARBIDE BRICKS AND SHAPES	TON	104	0.987			104	0.987
	69029010	FIRE CLAY BRICKS AND SHAPES	TON	90	0.036			90	0.036
	69039010	ZIRCON/ZIRCON-MULLITE REFRACTORIES	TON	89	0.984	482	5.423	571	6.407

**TABLE III : Chapter & ITCHS code wise Inland Coasting Trade (in quantity and value) of India: 2020-21**

Chapter Code	ITEM CODE (ITCHS)	ITEM	UNIT	INTER STATE		INTERNAL		TOTAL	
				Quantity	Value (in Rs. Cr)	Quantity	Value (in Rs. Cr)	Quantity	Value (in Rs. Cr)
	69051000	ROOFING TILES	TON	285	0.261	30	0.025	315	0.286
	69109000	OTHR SANITARY FIXTURES(EXCL OF PORCELAIN)	KGS	30	0.034			30	0.034
<b>69 Total</b>				<b>671137.3601</b>	<b>853.470</b>	<b>512</b>	<b>5.448</b>	<b>671649.3601</b>	<b>858.918</b>
70	70010090	OTHR WSTE AND SCRPF OF GLS	KGS	1215270	1.715			1215270	1.715
	70032090	OTHR WIRED SHEETS	SQM	88200	1.987			88200	1.987
	70049019	OTHR WND GLS OTHR DRN AND BLN GLS	SQM	32095	0.808	3500	0.086	35595	0.894
	70051090	OTHR NON-WIRED GLS HVG ABSRBNT RFLTNG LYER	SQM	2500	0.059			2500	0.059
	70139900	OTHR THN GLA STATUES OF LEAD CRYSTALS	KGS	29000	0.022			29000	0.022
<b>70 Total</b>				<b>1367065</b>	<b>4.591</b>	<b>3500</b>	<b>0.086</b>	<b>1370565</b>	<b>4.677</b>
71	71129910	WST AND SCRPF OF SILVER INCL MTL CLAD WTH SILVER BUT EXCL SWEEPINGS CNTNG OTHR PRCS	KGS	2	0.007			2	0.007
<b>71 Total</b>				<b>2</b>	<b>0.007</b>			<b>2</b>	<b>0.007</b>
72	72011000	NON-ALLOY PIG IRON CONTNG <=0.5% PHOSPHRS	KGS	923890	3.349			923890	3.349
	72023000	FERRO-SILICO-MANGANESE	KGS	138800	1.435			138800	1.435
	72029990	OTHERS	KGS	147960	0.718			147960	0.718
	72041000	WASTE AND SCRAP OF CAST IRON	KGS	1368890	6.459			1368890	6.459

**TABLE III : Chapter & ITCHS code wise Inland Coasting Trade (in quantity and value) of India: 2020-21**

Chapter Code	ITEM CODE (ITCHS)	ITEM	UNIT	INTER STATE		INTERNAL		TOTAL	
				Quantity	Value (in Rs. Cr)	Quantity	Value (in Rs. Cr)	Quantity	Value (in Rs. Cr)
	72044900	OTHER WASTE AND SCRAP	KGS	2909627	10.322			2909627	10.322
	72082590	OTHR FLAT-ROLD PRDCTS IN COILS OF A THCKNS>= 4.75MM ONLY HOT-ROLD,PICKLD	KGS	7513000	28.048			7513000	28.048
	72104900	OTHR PRDCTS OF IRON/NON-ALLOY STEEL OTHERWISE PLTD/COTD WTH ZINC	KGS	174129	1.761			174129	1.761
	72141090	OTHER FORGED BARS AND RODS	KGS	1924970	8.035			1924970	8.035
	72155010	MILD STEEL BRIGHT BAR	KGS	74000	0.310	24200	0.098	98200	0.408
	72262011	HOT ROLLED IN COILS	KGS	8658706	56.963	88500	0.438	8747206	57.401
	72262021	COLD ROLLED IN COILS	KGS	60480	0.462			60480	0.462
	72282000	OTHER BARS ANDRODS OF SILICO MANGANESE STEEL	KGS	3482750	36.888			3482750	36.888
<b>72 Total</b>				<b>27377202</b>	<b>154.750</b>	<b>112700</b>	<b>0.536</b>	<b>27351102</b>	<b>155.286</b>
73	73023000	SWITCH BLADES,CROSSING FROGS,POINT RODS AND OTHER CROSSING PIECES	KGS	28000	0.201			28000	0.201
	73029090	OTHERS	KGS	391742	3.209			391742	3.209
	73041110	TUBES AND PIPES	KGS	450793	12.128			450793	12.128

**TABLE III : Chapter & ITCHS code wise Inland Coasting Trade (in quantity and value) of India: 2020-21**

Chapter Code	ITEM CODE (ITCHS)	ITEM	UNIT	INTER STATE		INTERNAL		TOTAL	
				Quantity	Value (in Rs. Cr)	Quantity	Value (in Rs. Cr)	Quantity	Value (in Rs. Cr)
	73063090	OTHER,WELDED,OF CIRCULAR CROSS-SECTION, MADE UP OF OF NON-ALLY STEEL TUBE/PIPES	KGS			12018	0.150	12018	0.150
	73089010	BEAMSCHANNELS,PILLARS AND GIRDERS PREPARED FOR IN STRUCTURES	NOS	6000	0.260			6000	0.260
	73101010	TIN PLATE CONTAINERS	KGS	81000	0.270			81000	0.270
	73102920	TRUNKS AND SUITCASES	KGS	11110870	42.911			11110870	42.911
	73102990	OTHERS	KGS	56	0.001			56	0.001
	73121010	WIRE ROPES,BLACK	KGS			7950	0.065	7950	0.065
	73151290	OTHERS OF OTHER ARTICULATED LINK CHAIN	KGS	6000	0.007			6000	0.007
	73181500	OTHR SCREWS AND BOLTS W/N WTH NUTS OR WASHERS THREADED	KGS	66920	0.210			66920	0.210
	73181600	THREADED NUTS	KGS	59980	0.422	3500	0.031	63480	0.453
	73241000	SINKS AND WASH BASINS OF STAINLESS STEEL	NOS	153162.0017	18.688	922630	12.831	1075792.002	31.519
	73262090	OTHER ARTICLES OF IRON OR STEEL WIRE FOR OTHER USE	KGS	1165385	6.544			1165385	6.544
	73269080	PARTS OFSHIPS,FLOATING STRUCTRRE AND VESSELS (INCL RUDDER,STEERING ETC)	KGS	2525	0.028	41091	8.763	43616	8.792

**TABLE III : Chapter & ITCHS code wise Inland Coasting Trade (in quantity and value) of India: 2020-21**

Chapter Code	ITEM CODE (ITCHS)	ITEM	UNIT	INTER STATE		INTERNAL		TOTAL	
				Quantity	Value (in Rs. Cr)	Quantity	Value (in Rs. Cr)	Quantity	Value (in Rs. Cr)
	73269099	ALL OTHER ARTICLES OF IRON/STEEL NES OTHER STEERING OR RUDDER EQUIPMENT FOR SHIPS AND BOATS, N.E.S.	KGS	199461	0.661			199461	0.661
<b>73 Total</b>				<b>13721894</b>	<b>85.541</b>	<b>987189</b>	<b>21.841</b>	<b>14681083</b>	<b>107.382</b>
76	76011090	OTHER ALUMINIUM-NOT ALLOYED	KGS	43300	0.858	8000	0.162	51300	1.019
	76042910	HRD DRWN BARE ALMNM CONDCTRS STL RE-INFRCD	KGS	221534	3.538			221534	3.538
	76061110	ELECTROLYTIC PLATES OR SHEETS	KGS	10000	0.236			10000	0.236
	76071190	OTHER ALUMINIUM FOIL ROLLD	KGS	9400	0.269			9400	0.269
	76101000	DORS,WINDOWS,THER FRAME AND THRSHLDS FR DORS	KGS	6000	0.147			6000	0.147
<b>76 Total</b>				<b>290234</b>	<b>5.047</b>	<b>8000</b>	<b>0.162</b>	<b>298234</b>	<b>5.209</b>
79	79011200	ZINC,NOT ALLOYED,CONTNG BY WT<99.99% ZINC	KGS	84454	2.765			84454	2.765
<b>79 Total</b>				<b>84454</b>	<b>2.765</b>			<b>84454</b>	<b>2.765</b>
82	82052000	HAMMERS AND SLEDGE HAMMERS	NOS	900	0.011			900	0.011
<b>82 Total</b>				<b>900</b>	<b>0.011</b>			<b>900</b>	<b>0.011</b>
84	84133030	WATER PUMP	NOS			25	0.019	25	0.019
	84138190	OTHERS	NOS			10	0.005	10	0.005

**TABLE III : Chapter & ITCHS code wise Inland Coasting Trade (in quantity and value) of India: 2020-21**

Chapter Code	ITEM CODE (ITCHS)	ITEM	UNIT	INTER STATE		INTERNAL		TOTAL	
				Quantity	Value (in Rs. Cr)	Quantity	Value (in Rs. Cr)	Quantity	Value (in Rs. Cr)
	84182100	COMPRESSION-TYPE REFRIGERATORS,HOUSEHOLD	NOS			29	0.077	29	0.077
	84198190	OTHR MACHINRY,PLANT AND EQUIPMENT FOR MAKINGHOT DRINKS OR FOR COOKING/HEATING FOOD	NOS	830	3.004	93	0.047	923	3.050
	84213990	OTHERS	NOS	27000	2.953	50	0.006	27050	2.959
	84219900	OTHR PARTS OF FLTRNG/PURFYNG MCHNRY	NOS	15	0.064	1	0.002	16	0.066
	84241000	FIRE EXTINGUISHERS,W/N CHARGED	NOS			50	0.003	50	0.003
	84248910	PAINTNG EQPMNT INCL ELECTROSTATIC PHOSPHTNG,PWDR COATNG EQPMNT AND OTHR EQPMNT	NOS	10	0.009			10	0.009
	84289090	OTHERS	NOS	6	0.850			6	0.850
	84439951	INK CARTRIDGES WITH PRINT HEAD ASSEMBLY	NOS	800	0.055			800	0.055
	84501900	OTHR MCHNS OF A DRY LINN CPCTY<=10 KG	NOS			2	0.005	2	0.005
	84593910	VERTICAL TRNING OR BORING	NOS			1	0.081	1	0.081
	84604020	LAPPING MACHINES	NOS	1	0.019			1	0.019



**TABLE III : Chapter & ITCHS code wise Inland Coasting Trade (in quantity and value) of India: 2020-21**

Chapter Code	ITEM CODE (ITCHS)	ITEM	UNIT	INTER STATE		INTERNAL		TOTAL	
				Quantity	Value (in Rs. Cr)	Quantity	Value (in Rs. Cr)	Quantity	Value (in Rs. Cr)
	84713010	PERSONAL COMPUTER (LAPTOP,PALMTOP,ETC)	NOS	420	1.962	7	0.023	427	1.984
	84715000	DIGITL PROCESNG UNITS EXCL OF SUB HDNGS 847141 AND 847149,WH/NOT CONT ONE/TWO TYP5 OF UNI,LIKE STORG/INPUT/OUTPUT UNI	NOS			2	0.002	2	0.002
	84733030	PRTS AND ACCSSRS OTHR MNTD PRNTD CRCIT BRDS	NOS	8000	0.714			8000	0.714
	84796000	EVAPORATIVE AIR COOLERS	NOS			20	0.046	20	0.046
	84799090	PRTS OF OTHR MCHNRY AND MCHNCL APPLNCS,HVNG INDVDL FUNCTNS	KGS	16000	0.544	4615	0.290	20615	0.834
	84849000	OTHR GASKETS AND SMLR JOINTS OF METAL	KGS			2	0.001	2	0.001
	84879000	OTHR MCANRY PARTS OF HEADING 8485	KGS			150	0.004	150	0.004
<b>84 Total</b>				<b>53082</b>	<b>10.173</b>	<b>5057</b>	<b>0.607</b>	<b>58139</b>	<b>10.780</b>
85	85011019	OTHER MOTOR WTH OUTPUT <=37.5 W	NOS			1000	0.011	1000	0.011
	85011020	AC MOTOR WTH OUTPUT <=37.5 W	NOS	2000	0.103			2000	0.103
	85030090	PARTS OF OTHR ROTATING ELECTRC PLANTS	NOS			442	0.086	442	0.086

**TABLE III : Chapter & ITCHS code wise Inland Coasting Trade (in quantity and value) of India: 2020-21**

Chapter Code	ITEM CODE (ITCHS)	ITEM	UNIT	INTER STATE		INTERNAL		TOTAL	
				Quantity	Value (in Rs. Cr)	Quantity	Value (in Rs. Cr)	Quantity	Value (in Rs. Cr)
	85061000	PRIMARY CELLS AND PRIMARY BATTERIES OF MANGANESE DIOXIDE OF AN EXTRNL VOLUME <= 300CC	NOS			5000	0.005	5000	0.005
	85094090	OTHERS(E.G.FRUIT JUICE EXTRCTRS)	NOS	4000	0.951			4000	0.951
	85167920	ELECTRICAL/ELECTRONIC DEVICES FOR REPELLING INSECTS (E.G.MOSQUITOES ETC)	NOS	174	0.134			174	0.134
	85177090	OTHR PARTS OF TELEPHONC/TELEGRPHC APPARTS	KGS	99	0.115			99	0.115
	85258090	OTHER	NOS	55810	0.085			55810	0.085
	85285200	OTH MONITORS CAPABLE OF DIRECTLY CONNECTING TO AND DESIGNED FOR USE WITH AN AUTOMATIC DATA PROCESSING MACHINE OF HEADING 8471	NOS			10	0.008	10	0.008
	85340000	PRINTED CIRCUITS	NOS	3600	23.732			3600	23.732
	85361090	OTHERS	NOS	11008	0.264	4500	0.029	15508	0.294
	85369090	OTHER	NOS	113646	1.812			113646	1.812
	85393190	OTHR FLUORESCENT,HOT CATHODE	NOS			400	0.002	400	0.002

**TABLE III : Chapter & ITCHS code wise Inland Coasting Trade (in quantity and value) of India: 2020-21**

Chapter Code	ITEM CODE (ITCHS)	ITEM	UNIT	INTER STATE		INTERNAL		TOTAL	
				Quantity	Value (in Rs. Cr)	Quantity	Value (in Rs. Cr)	Quantity	Value (in Rs. Cr)
	85414011	SOLAR CELLS/PHOTOVOLTAIC CELLS WHETHR OR NOT ASSEMBLED IN MODULE/PANEL	NOS	24896	6.135	10	0.002	24906	6.137
	85439000	PARTS OF ARTICLES OF HEADING 8543	KGS	1159	0.191			1159	0.191
	85441920	PLASTIC INSULATED WINDING WIRE	MTR			400	0.002	400	0.002
<b>85 Total</b>				<b>216392</b>	<b>33.522</b>	<b>11762</b>	<b>0.145</b>	<b>228154</b>	<b>33.667</b>
86	86071200	OTHR BOGIES AND BISSEL-BOGIES	KGS	1118800	8.417			1118800	8.417
	86071910	AXLES,WHEELS ETC.FR RLWAY WAGONS AND CARRGS	KGS	31060	0.488			31060	0.488
	86090000	CONTAINERS SPECIALLY DESIGNED ANDEQUIPPED FOR CARRIAGE BY ONE/MORE MODES OF TRNSPORT	NOS	202	2611.352	34	65.051	236	2676.403
<b>86 Total</b>				<b>1150062</b>	<b>2620.257</b>	<b>34</b>	<b>65.051</b>	<b>1150096</b>	<b>2685.308</b>
87	87051000	CRANE LORRIES	NOS			5	1.958	5	1.958
	87082900	OTHR PRTS AND ACCSSRS OF BODIES(INCL CABS)	KGS	880	0.183			880	0.183
	87087000	ROAD WHEELS AND PRTS AND ACCSSRS THEREOF	KGS	1607	0.050			1607	0.050
	87112029	MOTR CYCLWTH CYLNDR CPCTY >75 BT<=250 CC	NOS	240	3.637			240	3.637
<b>87 Total</b>				<b>2727</b>	<b>3.871</b>	<b>5</b>	<b>1.958</b>	<b>2732</b>	<b>5.829</b>

**TABLE III : Chapter & ITCHS code wise Inland Coasting Trade (in quantity and value) of India: 2020-21**

Chapter Code	ITEM CODE (ITCHS)	ITEM	UNIT	INTER STATE		INTERNAL		TOTAL	
				Quantity	Value (in Rs. Cr)	Quantity	Value (in Rs. Cr)	Quantity	Value (in Rs. Cr)
89	89019000	OTHR VSSLS FOR TRNSPRT OF GOODS AND OTHR VSSLS FOR TRNSPRT OF PERSONS AND GOODS	NOS	1	0.042	1	7.741	2	7.783
<b>89 Total</b>				<b>1</b>	<b>0.042</b>	<b>1</b>	<b>7.741</b>	<b>2</b>	<b>7.783</b>
94	94041000	MATTRESS SUPPORTS	KGS	7000	0.048			7000	0.048
<b>94 Total</b>				<b>7000</b>	<b>0.048</b>			<b>7000</b>	<b>0.048</b>
96	96031000	BROOMS AND BRUSHES,CONSTNG OF TWIGS/OTHR VGTBL MTRLS BOUND TOGTHR,WTH/WHTH HANDLS	NOS	123540	0.353			123540	0.353
	96170019	OTHR VACUUM VSSLS WTH CASES	KGS	4000	0.067			4000	0.067
<b>96 Total</b>				<b>127540</b>	<b>0.419</b>			<b>127540</b>	<b>0.419</b>
98	98059000	OTHERS	KGS	3910	0.106	69193667.35	839.639	69197577.35	839.745
<b>98 Total</b>				<b>3910</b>	<b>0.106</b>	<b>69193667.35</b>	<b>839.639</b>	<b>69197577.35</b>	<b>839.745</b>
99	99999998	UNSPECIFIED ITEMS			36.952				36.952
<b>99 Total</b>					<b>36.952</b>				<b>36.952</b>
<b>Grand Total</b>				<b>19913512845</b>	<b>209692.407</b>	<b>9678159328</b>	<b>58358.233</b>	<b>29591672173</b>	<b>268050.640</b>

**Table IV: Chapter wise Inland Coasting Trade of Commodities (Value in Rs. Cr.) of India for Inter-State/UT & State/UTs' Internal Movement of goods during 2020-21**

ITCHS Chapter	ITCHS Chapter Name	2019-20			2020-21			% Growth in 2020-21 over 2019-20		
		Inter-State	Internal	Grand Total	Inter-State	Internal	Grand Total	Inter-State	Internal	Grand Total
01	LIVE ANIMALS	0.38	0.00	0.38	0.00	0.35	0.35		100.0%	-10.3%
02	MEAT AND EDIBLE MEAT OFFAL									
03	FISH AND CRUSTACEANS, MOLLUSCS AND OTHER AQUATIC INVERTEBRATES	0.35	0.02	0.37	0.06	0.00	0.06	-485.3%		-515.6%
04	DAIRY PRODUCE; BIRDS' EGGS; NATURAL HOENEY; EDIBLE PRODUCTS OF ANIMAL ORIGIN N.E.S.	110.47	0.01	110.48	73.06	0.00	73.06	-51.2%		-51.2%
05	PRODUCTS OF ANIMAL ORIGIN, N.E.S. OF INCLUDED	19.00	0.00	19.00	2.38	0.00	2.38	-697.6%		-697.6%

**Table IV: Chapter wise Inland Coasting Trade of Commodities (Value in Rs. Cr.) of India for Inter-State/UT & State/UTs' Internal Movement of goods during 2020-21**

ITCHS Chapter	ITCHS Chapter Name	2019-20			2020-21			% Growth in 2020-21 over 2019-20		
		Inter-State	Internal	Grand Total	Inter-State	Internal	Grand Total	Inter-State	Internal	Grand Total
06	LIVE TREES AND OTHER PLANTS; BULBS, ROOTS AND THE LIKE; CUT FLOWERS AND ORNAMENTAL FOLIAGE	0.24	0.00	0.24						
07	EDIBLE VEGETABLES AND CERTAIN ROOTS AND TUBERS	300.02	0.25	300.27	35.83	0.49	36.32	-737.3%	48.7%	-726.7%
08	EDIBLE FRUIT & NUTS; PEEL OF CITRUS FRUIT OR MELONS	3.38	0.29	3.67	3.30	0.01	3.31	-2.6%	-2370.2%	-11.1%
09	COFFEE, TEA, MATE & SPICES	125.84	0.00	125.84	64.82	0.00	64.82	-94.1%		-94.1%
10	CEREALS	2056.80	0.79	2057.59	790.84	5.30	796.14	-160.1%	85.1%	-158.4%

**Table IV: Chapter wise Inland Coasting Trade of Commodities (Value in Rs. Cr.) of India for Inter-State/UT & State/UTs' Internal Movement of goods during 2020-21**

ITCHS Chapter	ITCHS Chapter Name	2019-20			2020-21			% Growth in 2020-21 over 2019-20		
		Inter-State	Internal	Grand Total	Inter-State	Internal	Grand Total	Inter-State	Internal	Grand Total
11	PRODUCTS OF THE MILLING INDUSTRY; MALT; STARCHES; INSULIN; WHEAT GLUTEN	0.78	0.02	0.80	0.92	0.00	0.92	16.0%		13.5%
12	OIL SEEDS OLEAGINOUS FRUITS; MISC. GRAINS, SEEDS & FRUITS; INDUSTRIAL OR MEDICINAL PLANTS; STRAW & FODDER	147.08	0.00	147.08	13.05	0.00	13.05	-1027.2%		-1027.2%
15	ANIMAL OR VEGETABLE FATS & OILS & THEIR CLEAVAGE PRODUCTS; ANIMAL VEGETABLE WAXES	31.77	0.06	31.83	86.56	0.05	86.61	63.3%	-16.6%	63.3%
17	SUGARS AND SUGAR CONFECTIONERY				13.54	0.00	13.54	100.0%		100.0%

**Table IV: Chapter wise Inland Coasting Trade of Commodities (Value in Rs. Cr.) of India for Inter-State/UT & State/UTs' Internal Movement of goods during 2020-21**

ITCHS Chapter	ITCHS Chapter Name	2019-20			2020-21			% Growth in 2020-21 over 2019-20		
		Inter-State	Internal	Grand Total	Inter-State	Internal	Grand Total	Inter-State	Internal	Grand Total
18	COCOA AND COCOA PREPARATIONS	32.96		32.96	106.30	0.00	106.30	100.0%		
19	PREPARATIONS OF CEREALS, FLOUR, STARCH OR MILK; PASTRY 'COOK' PRODUCTS	0.09	0.01	0.10	1.99	0.00	1.99	95.6%		95.0%
20	PREPARATIONS OF VEGETABLES, FRUITS, NUTS OR OTHER PARTS OF PLANTS	0.16	0.00	0.16	8.36	0.00	8.36	98.1%		98.1%
21	MISCELLANEOUS EDIBLE PREPARATIONS	0.79	0.10	0.89	3.61	7.28	10.90	78.2%	98.6%	91.8%
22	BEVERAGES, SPIRITS AND VINEGAR	2.73	0.35	3.08	0.22	1.80	2.01	-1148.8%	80.4%	-53.1%



**Table IV: Chapter wise Inland Coasting Trade of Commodities (Value in Rs. Cr.) of India for Inter-State/UT & State/UTs' Internal Movement of goods during 2020-21**

ITCHS Chapter	ITCHS Chapter Name	2019-20			2020-21			% Growth in 2020-21 over 2019-20		
		Inter-State	Internal	Grand Total	Inter-State	Internal	Grand Total	Inter-State	Internal	Grand Total
23	RESIDUES AND WASTE FROM THE FOOD INDUSTRIES; PREPARED ANIMAL FODDER	76.49	0.00	76.49	530.62	0.00	530.62	85.6%		85.6%
24	TOBBACO AND MANUFACTURED TOBBACO SUBSTITUTES				4.06	0.00	4.06	100.0%		
25	SALT; SULPHUR; EARTHS AND STONE; PLASTERING MATERIALS, LIME AND CEMENT	1625.67	164.66	1790.33	1203.63	541.51	1745.14	-35.1%	69.6%	-2.6%
26	ORES, SLAG AND ASH	1752.12	1.02	1753.14	4586.72	0.00	4586.72	61.8%		61.8%

**Table IV: Chapter wise Inland Coasting Trade of Commodities (Value in Rs. Cr.) of India for Inter-State/UT & State/UTs' Internal Movement of goods during 2020-21**

ITCHS Chapter	ITCHS Chapter Name	2019-20			2020-21			% Growth in 2020-21 over 2019-20		
		Inter-State	Internal	Grand Total	Inter-State	Internal	Grand Total	Inter-State	Internal	Grand Total
27	MINERAL FUELS, MINERAL OILS & PRODUCTS; BITUMINOUS SUBSTANCES; MINERAL WAXES	45855.27	9741.25	55596.52	88759.84	11399.17	100159.02	48.3%	14.5%	44.5%
28	INORGANIC CHEMICALS; COMPOUNDS OF PRECIOUS METALS, OR RARE-EARTH METALS, OF RADIO-ACTIVE ELEMENTS OR OF ISOTOPES.	856.04	0.05	856.10	218.61	7.24	225.85	-291.6%	99.3%	-279.1%
29	ORGANIC CHEMICALS	768.77	2668.27	3437.04	1469.39	2553.07	4022.46	47.7%	-4.5%	14.6%
30	PHARMACEUTICAL PRODUCTS	7.57	0.01	7.58	87.46	0.01	87.47	91.3%	-47.1%	91.3%
31	FERTILIZERS	58.36	0.00	58.36	21.16	0.00	21.16	-175.8%		-175.8%

**Table IV: Chapter wise Inland Coasting Trade of Commodities (Value in Rs. Cr.) of India for Inter-State/UT & State/UTs' Internal Movement of goods during 2020-21**

ITCHS Chapter	ITCHS Chapter Name	2019-20			2020-21			% Growth in 2020-21 over 2019-20		
		Inter-State	Internal	Grand Total	Inter-State	Internal	Grand Total	Inter-State	Internal	Grand Total
32	DYEING, TANNING COLOURING MATTER	6.72	2.01	8.72	1.75	0.57	2.32	-283.5%	-253.0%	-276.0%
33	ESSENTIAL OILS RESINOIDS; COSMETIC AND OTHER SIMILAR PREPARATIONS	0.15	0.10	0.26						
34	SOAP & OTHER SIMILAR PREPARATIONS; POLISHES & CREAMS ; CANDLES AND THE LIKE, DENTAL WAXES & PREPARATIONS	18.46	0.05	18.50	6.12	0.01	6.13	-201.8%	-247.2%	-201.9%

**Table IV: Chapter wise Inland Coasting Trade of Commodities (Value in Rs. Cr.) of India for Inter-State/UT & State/UTs' Internal Movement of goods during 2020-21**

ITCHS Chapter	ITCHS Chapter Name	2019-20			2020-21			% Growth in 2020-21 over 2019-20		
		Inter-State	Internal	Grand Total	Inter-State	Internal	Grand Total	Inter-State	Internal	Grand Total
35	ALBUMINOIDAL SUBSTANCES; MODIFIED STARCHES; GLUES; ENZYMES	0.48	0.00	0.48						
36	EXPLOSIVES, PYROTECHNIC PRODUCTS, MATCHES ETC.	0.00	0.01	0.01						
38	MISCELLANEOUS CHEMICAL PRODUCTS	8.24	0.00	8.25	12.61	79.08	91.69	34.7%	100.0%	91.0%
39	PLASTICS AND ARTICLES THEREOF	84.66	8157.16	8241.83	372.31	13469.96	13842.27	77.3%	39.4%	40.5%
40	RUBBER AND ARTICLES THEREOF	185.81	3.27	189.08	1357.39	89.91	1447.29	86.3%	96.4%	86.9%

**Table IV: Chapter wise Inland Coasting Trade of Commodities (Value in Rs. Cr.) of India for Inter-State/UT & State/UTs' Internal Movement of goods during 2020-21**

ITCHS Chapter	ITCHS Chapter Name	2019-20			2020-21			% Growth in 2020-21 over 2019-20		
		Inter-State	Internal	Grand Total	Inter-State	Internal	Grand Total	Inter-State	Internal	Grand Total
41	RAW HIDES AND SKINS (OTHER THAN FURSKINS) AND LEATHER									
42	ARTICLES OF LEATHER , SADDLERY HARNESS AND ANIMAL GUTS	0.77	0.00	0.77	0.39	0.00	0.39	-95.7%		-95.7%
44	WOOD & ARTICLES OF WOODS ; WOOD CHARCOAL	64.55	0.53	65.07	84.27	7.23	91.50	23.4%	92.7%	28.9%
47	PULP OF WOOD OR OF OTHER MATERIALS; WASTE AND SCRAP OF PAPER OR PAPERBOARD									

**Table IV: Chapter wise Inland Coasting Trade of Commodities (Value in Rs. Cr.) of India for Inter-State/UT & State/UTs' Internal Movement of goods during 2020-21**

ITCHS Chapter	ITCHS Chapter Name	2019-20			2020-21			% Growth in 2020-21 over 2019-20		
		Inter-State	Internal	Grand Total	Inter-State	Internal	Grand Total	Inter-State	Internal	Grand Total
48	PAPER AND PAPERBOARD; ARTICLES OF PAPER PULP, OF PAPER AND PAPERBOARD	1.27	0.16	1.43	10.66	0.43	11.09	88.1%	63.5%	87.1%
52	COTTON	1012.35	0.00	1012.35	1067.82	0.00	1067.82	5.2%	100.0%	5.2%
53	OTHER VEGETABLE TEXTILE FIBRES; PAPER YARN AND FABRICS	17.77	0.00	17.77	17.62	0.10	17.72	-0.9%	100.0%	-0.3%
54	MAN-MADE FILAMENTS	2.44	0.00	2.44						
55	MAN-MADE STAPLE FIBRES									

**Table IV: Chapter wise Inland Coasting Trade of Commodities (Value in Rs. Cr.) of India for Inter-State/UT & State/UTs' Internal Movement of goods during 2020-21**

ITCHS Chapter	ITCHS Chapter Name	2019-20			2020-21			% Growth in 2020-21 over 2019-20		
		Inter-State	Internal	Grand Total	Inter-State	Internal	Grand Total	Inter-State	Internal	Grand Total
56	WADDING, FELT AND NONWOVENS; SPECIAL YARNS; TWINE, CORDAGE, ROPES AND CABLES AND ARTICLES THEREOF		0.16	0.16	0.22	0.36	0.58	100.0%	56.4%	73.0%
58	SPECIAL WOVEN FABRICS; TUFTED TEXTILE FABRICS; LACE; TAPESTRIES; TRIMMINGS; EMBROIDERY									
59	IMPREGNATED, COATED, COVERED OR LAMINATED TEXTILE FABRICS	0.14		0.14						
60	KNITTED OR CROCHETED FABRICS	0.30		0.30						

**Table IV: Chapter wise Inland Coasting Trade of Commodities (Value in Rs. Cr.) of India for Inter-State/UT & State/UTs' Internal Movement of goods during 2020-21**

ITCHS Chapter	ITCHS Chapter Name	2019-20			2020-21			% Growth in 2020-21 over 2019-20		
		Inter-State	Internal	Grand Total	Inter-State	Internal	Grand Total	Inter-State	Internal	Grand Total
61	ARTICLES OF APPAREL AND CLOTHING ACCESSORIES, KNITTED OR CROCHETED									
62	ARTICLES OF APPAREL AND CLOTHING ACCESSORIES, NOT KNITTED OR CROCHETED				0.00	0.00	0.00		100.0%	100.0%
63	OTHER MADE UP TEXTILE ARTICLES; SETS; WORN TEXTILE ARTICLES; RAGS	7.06	0.05	7.10	3.31	0.02	3.34	-113.1%	-95.5%	-113.0%
64	FOOTWEAR	0.00	0.01	0.01						



**Table IV: Chapter wise Inland Coasting Trade of Commodities (Value in Rs. Cr.) of India for Inter-State/UT & State/UTs' Internal Movement of goods during 2020-21**

ITCHS Chapter	ITCHS Chapter Name	2019-20			2020-21			% Growth in 2020-21 over 2019-20		
		Inter-State	Internal	Grand Total	Inter-State	Internal	Grand Total	Inter-State	Internal	Grand Total
68	ARTICLES OF STONE, PLASTER, CEMENT, ASBESTOS, MICA OR SIMILAR MATERIALS	5.84	1.82	7.66	13.82	71.85	85.66	57.7%	97.5%	91.1%
69	CERAMIC PRODUCTS	5132.00	44.03	5176.02	853.47	5.45	858.92	-501.3%	-708.1%	-502.6%
70	GLASS & GLASSWARE	2.31	0.59	2.90	4.59	0.09	4.68	49.7%	-594.5%	37.9%
71	PEARLS, PRECIOUS OR SEMI-PRECIOUS STONES/METALS AND ARTICLES THEREOF; IMITATION JEWELLERY AND COIN	2.60	0.00	2.60	0.01	0.00	0.01	-34911.5%		-34925.2%
72	IRON & STEEL	1676.79	0.03	1676.82	154.75	0.54	155.29	-983.5%	94.5%	-979.8%
73	ARTICLES OF IRON & STEEL	66.87	0.34	67.21	85.54	21.84	107.38	21.8%	98.5%	37.4%
74	COPPER & ARTICLES THEREOF									

**Table IV: Chapter wise Inland Coasting Trade of Commodities (Value in Rs. Cr.) of India for Inter-State/UT & State/UTs' Internal Movement of goods during 2020-21**

ITCHS Chapter	ITCHS Chapter Name	2019-20			2020-21			% Growth in 2020-21 over 2019-20		
		Inter-State	Internal	Grand Total	Inter-State	Internal	Grand Total	Inter-State	Internal	Grand Total
76	ALUMINIUM & ARTICLES THEREOF	4.80	0.01	4.81	5.05	0.16	5.21	4.9%	96.4%	7.7%
79	ZINC AND ARTICLES THEREOF				2.77	0.00	2.77	100.0%		
82	TOOLS AND THEIR PARTS OF BASE METAL		0.07	0.07	0.01	0.00	0.01	100.0%		-561.1%
83	MISCELLANEOUS ARTICLES OF BASE METAL	0.00	0.02	0.02						
84	NUCLEAR REACTORS, BOILERS, MACHINERY AND MECHANICAL APPLIANCES; PARTS THEREOF	20.86	12.31	33.17	10.17	0.61	10.78	-105.0%	-1929.4%	-207.7%

**Table IV: Chapter wise Inland Coasting Trade of Commodities (Value in Rs. Cr.) of India for Inter-State/UT & State/UTs' Internal Movement of goods during 2020-21**

ITCHS Chapter	ITCHS Chapter Name	2019-20			2020-21			% Growth in 2020-21 over 2019-20		
		Inter-State	Internal	Grand Total	Inter-State	Internal	Grand Total	Inter-State	Internal	Grand Total
85	ELECTRICAL MACHINERY & EQUIPMENT & PARTS THEREOF; SOUND & TV RECORDERS & REPRODUCERS & PARTS THEREOF	41.35	26.90	68.25	33.52	0.15	33.67	-23.4%	-	-102.7%
86	RAILWAY/TRAMWAY LOCOMOTIVES, TRUCKS ETC., EQUIPMENT AND PARTS THEREOF	12.19	0.00	12.19	2620.26	65.05	2685.31	99.5%	100.0%	99.5%
87	ROAD VEHICLES AND PARTS	26.78	11.57	38.35	3.87	1.96	5.83	-591.9%	-490.7%	-557.9%
88	AIRCRAFT, SPACECRAFT AND PARTS THEREOF		0.01	0.01						

**Table IV: Chapter wise Inland Coasting Trade of Commodities (Value in Rs. Cr.) of India for Inter-State/UT & State/UTs' Internal Movement of goods during 2020-21**

ITCHS Chapter	ITCHS Chapter Name	2019-20			2020-21			% Growth in 2020-21 over 2019-20		
		Inter-State	Internal	Grand Total	Inter-State	Internal	Grand Total	Inter-State	Internal	Grand Total
89	SHIPS, BOATS AND FLOATING STRUCTURES	29.34	0.04	29.38	0.04	7.74	7.78	-70172.1%	99.5%	-277.5%
90	OPTICAL, MEASUREING , MEDICAL & SIMILAR INSTRUMENTS & PARTS THEREOF	375.54	0.01	375.54						
94	FURNITURE, BEDDING AND ALLIED ARTICLES; LIGHTING, FITTINGS, ILLUMINATED ARTICLES; PREFABRICATED BUILDINGS	2.97	0.00	2.97	0.05	0.00	0.05	-6090.3%		-6090.3%
96	MISCELLANEOUS MANUFACTURED ARTICLES	0.05	0.04	0.09	0.42	0.00	0.42	88.6%		78.8%

**Table IV: Chapter wise Inland Coasting Trade of Commodities (Value in Rs. Cr.) of India for Inter-State/UT & State/UTs' Internal Movement of goods during 2020-21**

ITCHS Chapter	ITCHS Chapter Name	2019-20			2020-21			% Growth in 2020-21 over 2019-20		
		Inter-State	Internal	Grand Total	Inter-State	Internal	Grand Total	Inter-State	Internal	Grand Total
98	PROJECTS GOODS; SOME SPECIAL USES	51.93	20.07	72.00	0.11	839.64	839.75	-49011.9%	97.6%	91.4%
99	MISCELLANEOUS GOODS	624.51	15.01	639.52	36.95	0.00	36.95	-1590.0%		-1630.7%
<b>Grand Total</b>		<b>63,321.02</b>	<b>20,873.52</b>	<b>84,194.54</b>	<b>209692.41</b>	<b>58,358.23</b>	<b>268050.64</b>	<b>69.8%</b>	<b>64.2%</b>	<b>68.6%</b>

TABLE V: State & ITCHS Code wise Inland Coasting Trade Statistics by Commodities (in Quantity and Value) for States/UTs of India : 2020-21

OUTWARD	ITEM CODE (ITCHS)	ITCHS Description	ITCHS Unit	1		2		3		4		5		6	
				Quantity	Value (in Rs. Cr)	Quantity	Value (in Rs. Cr)	Quantity	Value (in Rs. Cr)	Quantity	Value (in Rs. Cr)	Quantity	Value (in Rs. Cr)	Quantity	Value (in Rs. Cr)
				ANDAMAN & NICOBAR ISLANDS		Andhra Pradesh		Goa		Gujarat		Karnataka		Kerala	
				Quantity	Value (in Rs. Cr)	Quantity	Value (in Rs. Cr)	Quantity	Value (in Rs. Cr)	Quantity	Value (in Rs. Cr)	Quantity	Value (in Rs. Cr)	Quantity	Value (in Rs. Cr)
ANDAMAN & NICOBAR ISLANDS	27101241	MOTOR GASOLINE CONFORMING TO STANDARD IS 2796	MTS												
	73101010	IN PLATE CONTAINERS	KGS												
	86090000	CONTAINERS SPECIALLY DESIGNED ANDEQUIPPED FOR CARRIAGE BY ONE/MORE MODES OF TRNSPORT	NOS												
ANDH RA PRAD	08109090	OTHER FRUITS, FRSH	KGS												
	10019910	WHEAT	KGS	78	14.89										

TABLE V: State & ITCHS Code wise Inland Coasting Trade Statistics by Commodities (in Quantity and Value) for States/UTs of India : 2020-21

OUTWARD	ITEM CODE (ITCHS)	ITCHS Description	ITCHS Unit	1		2		3		4		5		6	
				Quantity	Value (in Rs. Cr)	Quantity	Value (in Rs. Cr)	Quantity	Value (in Rs. Cr)	Quantity	Value (in Rs. Cr)	Quantity	Value (in Rs. Cr)	Quantity	Value (in Rs. Cr)
				ANDAMAN & NICOBAR ISLANDS		Andhra Pradesh		Goa		Gujarat		Karnataka		Kerala	
				Quantity	Value (in Rs. Cr)	Quantity	Value (in Rs. Cr)	Quantity	Value (in Rs. Cr)	Quantity	Value (in Rs. Cr)	Quantity	Value (in Rs. Cr)	Quantity	Value (in Rs. Cr)
	10063020	BASMATI RICE	KGS	0	0.06	0	0.02							0	0.01
	15121910	SUNFLOWER OIL EDIBLE GRADE	KGS												
	15121990	OTHERSUNFLWR ANDSAFFLWR OIL EXCLD EDIBLE/ NON-EDBLE GRADE	KGS												
	15180039	OTHR VEG OIL AND ITS FATS EXCLDEDBLE GRADE	KGS									20	13.07		
	17019100	SUGR REFINO CONTNG FLVRNG OR CLRNG MATTER	KGS												
	18069010	CHOCOLATE AND CHOCOLATE PRDCTS	KGS												

TABLE V: State & ITCHS Code wise Inland Coasting Trade Statistics by Commodities (in Quantity and Value) for States/UTs of India : 2020-21

OUTWARD	ITEM CODE (ITCHS)	ITCHS Description	ITCHS Unit	1		2		3		4		5		6	
				Quantity	Value (in Rs. Cr)	Quantity	Value (in Rs. Cr)	Quantity	Value (in Rs. Cr)	Quantity	Value (in Rs. Cr)	Quantity	Value (in Rs. Cr)	Quantity	Value (in Rs. Cr)
				ANDAMAN & NICOBAR ISLANDS		Andhra Pradesh		Goa		Gujarat		Karnataka		Kerala	
				Quantity	Value (in Rs. Cr)	Quantity	Value (in Rs. Cr)	Quantity	Value (in Rs. Cr)	Quantity	Value (in Rs. Cr)	Quantity	Value (in Rs. Cr)	Quantity	Value (in Rs. Cr)
	24011090	OTHER TOBACCO NO STEMMD/STRIPPED	KGS												
	25081010	CRUDE BENTONITE (UNPROCESSED)	KGS												
	25232910	ORDINARY PORTLAND CEMENT, DRY	KGS	357	17.87										
	26011111	60% FE OR MORE BUT BELOW 62% FE	KGS												
	26011139	65% FE AND ABOVE	KGS									2389	1314.99		
	27011910	COKING COAL	MTS												
	27011990	OTHER COAL W/N PULVRSD BUT NTAGLDMRTD	MTS												



TABLE V: State & ITCHS Code wise Inland Coasting Trade Statistics by Commodities (in Quantity and Value) for States/UTs of India : 2020-21

OUTWARD	ITEM CODE (ITCHS)	ITCHS Description	ITCHS Unit	1		2		3		4		5		6	
				Quantity	Value (in Rs. Cr)	Quantity	Value (in Rs. Cr)	Quantity	Value (in Rs. Cr)	Quantity	Value (in Rs. Cr)	Quantity	Value (in Rs. Cr)	Quantity	Value (in Rs. Cr)
				ANDAMAN & NICOBAR ISLANDS		Andhra Pradesh		Goa		Gujarat		Karnataka		Kerala	
				Quantity	Value (in Rs. Cr)	Quantity	Value (in Rs. Cr)	Quantity	Value (in Rs. Cr)	Quantity	Value (in Rs. Cr)	Quantity	Value (in Rs. Cr)	Quantity	Value (in Rs. Cr)
	27075000	OTH ARMTTC HYDCRBN MXTRS OF WHICH 65 PRCNT OR MORE BY VL (INCLDNG LOSSES) DISTLS AT 250 DGR.C. BY ISO 3405 (ASTM D 86 METHOD)	KGS												
	27090000	PETROLEUM OILS AND OILS OBTAINED FROM BITUMINOUS MINERALS CRUDE	MTS			2	427			1	232	0	11.76		
	27101241	MOTOR GASOLINE CONFORMING TO STANDARD IS 2796	MTS												
	27101932	KEROSENE	MTS												

TABLE V: State & ITCHS Code wise Inland Coasting Trade Statistics by Commodities (in Quantity and Value) for States/UTs of India : 2020-21

OUTWARD	ITEM CODE (ITCHS)	ITCHS Description	ITCHS Unit	1		2		3		4		5		6	
				Quantity	Value (in Rs. Cr)	Quantity	Value (in Rs. Cr)	Quantity	Value (in Rs. Cr)	Quantity	Value (in Rs. Cr)	Quantity	Value (in Rs. Cr)	Quantity	Value (in Rs. Cr)
				ANDAMAN & NICOBAR ISLANDS		Andhra Pradesh		Goa		Gujarat		Karnataka		Kerala	
		CONFORMING TO STANDARD IS 1459													
	27101943	LIGHT DIESEL OIL CONFORMING TO STANDARD IS 15770	MTS											0	6
	27101949	HIGH FLASH HIGH SPEED DIESEL FUEL CONFORMING TO STANDARD IS 16861	MTS			0	152								
	27101951	GRADE LV	MTS											0	44
	27149020	BITUMEN NATURAL	KGS												
	48239013	PACKING AND WRAPPING PAPER	KGS												
	69010030	TILES	TON												

TABLE V: State & ITCHS Code wise Inland Coasting Trade Statistics by Commodities (in Quantity and Value) for States/UTs of India : 2020-21

OUTWARD	ITEM CODE (ITCHS)	ITCHS Description	ITCHS Unit	1		2		3		4		5		6	
				Quantity	Value (in Rs. Cr)	Quantity	Value (in Rs. Cr)	Quantity	Value (in Rs. Cr)	Quantity	Value (in Rs. Cr)	Quantity	Value (in Rs. Cr)	Quantity	Value (in Rs. Cr)
				ANDAMAN & NICOBAR ISLANDS		Andhra Pradesh		Goa		Gujarat		Karnataka		Kerala	
				Quantity	Value (in Rs. Cr)	Quantity	Value (in Rs. Cr)	Quantity	Value (in Rs. Cr)	Quantity	Value (in Rs. Cr)	Quantity	Value (in Rs. Cr)	Quantity	Value (in Rs. Cr)
	69051000	ROOFING TILES	TON			0	0.03								
	72023000	FERRO-SILICO-MANGANESE	KGS												
	73102920	TRUNKS AND SUITCASES	KGS												
	79011200	ZINC, NOT ALLOYED, CONTNG BY WT<99.99% ZINC	KGS												
	85439000	PARTS OF ARTICLES OF HEADING 8543	KGS												
	86090000	CONTAINERS SPECIALLY DESIGNED ANDEQUIPPED FOR CARRIAGE BY ONE/MORE MODES OF	NOS												

TABLE V: State & ITCHS Code wise Inland Coasting Trade Statistics by Commodities (in Quantity and Value) for States/UTs of India : 2020-21

OUTWARD	ITEM CODE (ITCHS)	ITCHS Description	ITCHS Unit	1		2		3		4		5		6	
				Quantity	Value (in Rs. Cr)	Quantity	Value (in Rs. Cr)	Quantity	Value (in Rs. Cr)	Quantity	Value (in Rs. Cr)	Quantity	Value (in Rs. Cr)	Quantity	Value (in Rs. Cr)
				ANDAMAN & NICOBAR ISLANDS		Andhra Pradesh		Goa		Gujarat		Karnataka		Kerala	
				Quantity	Value (in Rs. Cr)	Quantity	Value (in Rs. Cr)	Quantity	Value (in Rs. Cr)	Quantity	Value (in Rs. Cr)	Quantity	Value (in Rs. Cr)	Quantity	Value (in Rs. Cr)
		TRANSPORT													
	99999998	UNSPECIFIED ITEMS	NA												
GUJARAT	03044990	OTHER	KGS											0	0.06
	04021090	OTHER MLK AND CRM IN PWDR,GRANL OR SOLID FRM OF FAT CONTNT, BY WT. NOT EXCDNG 1.5%	KGS											31	72.99
	05061011	BONES INCLDNG HORN-CORES CRSHD OF WILD ANMLS TRTD WITH ACID	KGS											11	2.27
	05061021	BONE GRIST OF WILD ANMLS TRTD WITH ACID	KGS											1	0.11
	07032000	GARLIC FRESH OR CHILLED	KGS											0	0.15

TABLE V: State & ITCHS Code wise Inland Coasting Trade Statistics by Commodities (in Quantity and Value) for States/UTs of India : 2020-21

OUTWARD	ITEM CODE (ITCHS)	ITCHS Description	ITCHS Unit	1		2		3		4		5		6	
				ANDAMAN & NICOBAR ISLANDS		Andhra Pradesh		Goa		Gujarat		Karnataka		Kerala	
				Quantity	Value (in Rs. Cr)	Quantity	Value (in Rs. Cr)	Quantity	Value (in Rs. Cr)	Quantity	Value (in Rs. Cr)	Quantity	Value (in Rs. Cr)	Quantity	Value (in Rs. Cr)
	07132020	BENGAL GRAM (DESI CHANA)	KGS											7	2.03
	07132090	OTHER CHANA	KGS											19	10.44
	07133110	BEANS OF THE SPP VIGNA MUNGO (L.) HEPPER	KGS											3	2.41
	07139090	OTHER OF HDG. 071390	KGS												
	08041020	DRY DATES SOFT (KHAYZUR OR WET DATES)	KGS											7	2.19
	08041090	OTHER DATES	KGS											0	0.09
	09092190	OTHER SEEDS OF CORIANDER; NEITHER CRUSHED NOR GROUND	KGS											40	24.47

TABLE V: State & ITCHS Code wise Inland Coasting Trade Statistics by Commodities (in Quantity and Value) for States/UTs of India : 2020-21

OUTWARD	ITEM CODE (ITCHS)	ITCHS Description	ITCHS Unit	1		2		3		4		5		6	
				ANDAMAN & NICOBAR ISLANDS		Andhra Pradesh		Goa		Gujarat		Karnataka		Kerala	
				Quantity	Value (in Rs. Cr)	Quantity	Value (in Rs. Cr)	Quantity	Value (in Rs. Cr)	Quantity	Value (in Rs. Cr)	Quantity	Value (in Rs. Cr)	Quantity	Value (in Rs. Cr)
	09093129	OTHER SEEDS OF CUMMIN EXCL. BLACK; NEITHER CRUSHED NOR GROUND	KGS											15	21.71
	09096139	OTHER SEEDS OF CARAWAY OR FENNEL	KGS											3	2.09
	09109912	FENUGREEK SEED	KGS											1	1.07
	09109915	CASSIA TOREA SEED	KGS											1	0.69
	09109929	OTHER POWDER OF OTHER SPICES N.E.S.	KGS												
	10019910	WHEAT	KGS											1890	396.60
	10061090	OTHR RICE IN HUSK	KGS											10	2.71
	10063020	BASMATI RICE	KGS											0	0.18

TABLE V: State & ITCHS Code wise Inland Coasting Trade Statistics by Commodities (in Quantity and Value) for States/UTs of India : 2020-21

OUTWARD	ITEM CODE (ITCHS)	ITCHS Description	ITCHS Unit	1		2		3		4		5		6	
				ANDAMAN & NICOBAR ISLANDS		Andhra Pradesh		Goa		Gujarat		Karnataka		Kerala	
				Quantity	Value (in Rs. Cr)	Quantity	Value (in Rs. Cr)	Quantity	Value (in Rs. Cr)	Quantity	Value (in Rs. Cr)	Quantity	Value (in Rs. Cr)	Quantity	Value (in Rs. Cr)
	11010000	WHEAT OR MESLIN FLOUR	KGS											2	0.49
	11052000	FLAKES OF POTATOES	KGS												
	11061090	OTHERS	KGS											0	0.18
	12059000	OTHER RAPE/COLZA SEEDS W/N BROKEN	KGS											14	3.21
	12073010	OF SEED QUALITY	KGS											45	4.45
	12075010	MUSTARD SEEDS W/N BROKEN OF SEED QLTY	KGS											9	4.61
	12075090	OTHER MUSTARD SEEDS W/N BROKEN	KGS											1	0.63
	12099990	OTHER SEEDS ETC FOR PLANTING N.E.S	KGS											0	0.15

TABLE V: State & ITCHS Code wise Inland Coasting Trade Statistics by Commodities (in Quantity and Value) for States/UTs of India : 2020-21

OUTWARD	ITEM CODE (ITCHS)	ITCHS Description	ITCHS Unit	1		2		3		4		5		6	
				Quantity	Value (in Rs. Cr)	Quantity	Value (in Rs. Cr)	Quantity	Value (in Rs. Cr)	Quantity	Value (in Rs. Cr)	Quantity	Value (in Rs. Cr)	Quantity	Value (in Rs. Cr)
				ANDAMAN & NICOBAR ISLANDS		Andhra Pradesh		Goa		Gujarat		Karnataka		Kerala	
				Quantity	Value (in Rs. Cr)	Quantity	Value (in Rs. Cr)	Quantity	Value (in Rs. Cr)	Quantity	Value (in Rs. Cr)	Quantity	Value (in Rs. Cr)	Quantity	Value (in Rs. Cr)
	15121910	SUNFLOWER OIL EDIBLE GRADE	KGS												
	15121990	OTHERSUNFLWR ANDSAFFLWR OIL EXCLD EDIBLE/ NON-EDBLE GRADE	KGS												
	15149190	CRUDE RAPE SEED OIL	KGS											3	2.43
	15162029	GROUNDNUT OIL OTHER THN EDBLE GRADE	KGS											1	2.16
	15162091	OTHR VEG FATS AND OILS AND THR FRCTNS OF EDBLEGRADE	KGS											3	3.14
	19041090	OTHER PAPD FOODS OBTND BY SWLNO/RSTNG OF CRLS	KGS											1	0.52



TABLE V: State & ITCHS Code wise Inland Coasting Trade Statistics by Commodities (in Quantity and Value) for States/UTs of India : 2020-21

OUTWARD	ITEM CODE (ITCHS)	ITCHS Description	ITCHS Unit	1		2		3		4		5		6	
				Quantity	Value (in Rs. Cr)	Quantity	Value (in Rs. Cr)	Quantity	Value (in Rs. Cr)	Quantity	Value (in Rs. Cr)	Quantity	Value (in Rs. Cr)	Quantity	Value (in Rs. Cr)
				ANDAMAN & NICOBAR ISLANDS		Andhra Pradesh		Goa		Gujarat		Karnataka		Kerala	
	19059040	PAPAD	KGS												0.10
	20081100	GROUND NUTS , PRPD/PRSVD	KGS											8	8.36
	21069099	OTHER FOOD PREPARATION NES	KGS											6	3.38
	23040010	OIL-CAKE AND OIL-CAKE MEAL OF SOYA BEAN EXPELLER VARIETY	KGS											8	1.86
	23050010	OIL-CAKE AND OIL-CAKE MEAL OF GROUND-NUT EXPELLER VARIETY	KGS											99	34.03
	23050090	OTHER SOLID RESIDUES RESULTING FROM EXTRACTION OF GROUNDNUT OIL	KGS											3	0.71

TABLE V: State & ITCHS Code wise Inland Coasting Trade Statistics by Commodities (in Quantity and Value) for States/UTs of India : 2020-21

OUTWARD	ITEM CODE (ITCHS)	ITCHS Description	ITCHS Unit	1		2		3		4		5		6	
				ANDAMAN & NICOBAR ISLANDS		Andhra Pradesh		Goa		Gujarat		Karnataka		Kerala	
				Quantity	Value (in Rs. Cr)	Quantity	Value (in Rs. Cr)	Quantity	Value (in Rs. Cr)	Quantity	Value (in Rs. Cr)	Quantity	Value (in Rs. Cr)	Quantity	Value (in Rs. Cr)
	23064900	OTHER RESIDUES OF RAPE OR COLZA SEEDS	KGS											1	0.23
	23069018	OIL-CAKE OF NEEM SEED EXPELLER VARIETY	KGS											0	0.03
	23069027	OIL-CAKE AND OIL-CAKE MEAL OF CASTOR SEEDS SOLVNT EXTRCTD (DEFATD) VARTY	KGS											0	0.12
	23069090	OTHER OIL CAKE/SOLID RESDUS	KGS											1	0.07
	23099010	COMPOUNDED ANIMAL FEED	KGS												
	25010010	COMMON SALT(INCL. IODISED SALT)	KGS							3638	363.76			119	5.28
	25010090	OTHER SALTS	KGS			1	0.09					60	14.29		

TABLE V: State & ITCHS Code wise Inland Coasting Trade Statistics by Commodities (in Quantity and Value) for States/UTs of India : 2020-21

OUTWARD	ITEM CODE (ITCHS)	ITCHS Description	ITCHS Unit	1		2		3		4		5		6	
				Quantity	Value (in Rs. Cr)	Quantity	Value (in Rs. Cr)	Quantity	Value (in Rs. Cr)	Quantity	Value (in Rs. Cr)	Quantity	Value (in Rs. Cr)	Quantity	Value (in Rs. Cr)
				ANDAMAN & NICOBAR ISLANDS		Andhra Pradesh		Goa		Gujarat		Karnataka		Kerala	
				Quantity	Value (in Rs. Cr)	Quantity	Value (in Rs. Cr)	Quantity	Value (in Rs. Cr)	Quantity	Value (in Rs. Cr)	Quantity	Value (in Rs. Cr)	Quantity	Value (in Rs. Cr)
	25059000	OTHER NATRL SANDS NES	KGS											92	0.90
	25061010	QUARTZ, LUMPS	KGS											1	0.10
	25061020	QUARTZ, POWDER	KGS												
	25070010	KAOLIN (CHINA CLAY) CRUDE	KGS											4	0.53
	25081010	CRUDE BENTONITE (UNPROCESSED)	KGS											7	0.36
	25081090	OTHR BENTONITE (INCL. PROCESSED, ACTIVATEDAND GROUND	KGS											198	10.06
	25083090	OTHER FIRE CLAY NES	KGS											7	0.15
	25084090	OTHER CLAYS, NES	KGS											7	0.35

TABLE V: State & ITCHS Code wise Inland Coasting Trade Statistics by Commodities (in Quantity and Value) for States/UTs of India : 2020-21

OUTWARD	ITEM CODE (ITCHS)	ITCHS Description	ITCHS Unit	1		2		3		4		5		6	
				ANDAMAN & NICOBAR ISLANDS		Andhra Pradesh		Goa		Gujarat		Karnataka		Kerala	
				Quantity	Value (in Rs. Cr)	Quantity	Value (in Rs. Cr)	Quantity	Value (in Rs. Cr)	Quantity	Value (in Rs. Cr)	Quantity	Value (in Rs. Cr)	Quantity	Value (in Rs. Cr)
	25090000	CHALK	KGS											8	0.12
	25151220	SLABS MARBLE AND TRAVERTINE	KGS											4	0.14
	25161200	GRANITE MERELY CUT INTO BLOCK/SLABS OF RECTANGULAR (INCL SQR) SHAPE	KGS											14	1.57
	25162000	SANDSTONE	KGS												0.02
	25169020	STONE BOULDERS	KGS											1	0.07
	25171010	PAKUR STONE CRUSHED OR BROKEN - PEBBLESETC	KGS											1	0.04
	25174900	OTHR GRANULES CHIPPINGS AND PWDR	KGS											3	0.43

TABLE V: State & ITCHS Code wise Inland Coasting Trade Statistics by Commodities (in Quantity and Value) for States/UTs of India : 2020-21

OUTWARD	ITEM CODE (ITCHS)	ITCHS Description	ITCHS Unit	1		2		3		4		5		6	
				Quantity	Value (in Rs. Cr)	Quantity	Value (in Rs. Cr)	Quantity	Value (in Rs. Cr)	Quantity	Value (in Rs. Cr)	Quantity	Value (in Rs. Cr)	Quantity	Value (in Rs. Cr)
				ANDAMAN & NICOBAR ISLANDS		Andhra Pradesh		Goa		Gujarat		Karnataka		Kerala	
				Quantity	Value (in Rs. Cr)	Quantity	Value (in Rs. Cr)	Quantity	Value (in Rs. Cr)	Quantity	Value (in Rs. Cr)	Quantity	Value (in Rs. Cr)	Quantity	Value (in Rs. Cr)
		OF STONES OF HDG NO 2515/2516 W/N HEAT-TREATED													
	25183000	DOLOMITE RAMMING MIX	KGS												
	25201010	NATURAL GYPSUM AND ANHYDRITE	KGS												
	25202090	PLASTERS OTHER THAN CALCINED	KGS												
	25221000	QUICKLIME	KGS											1	0.04
	25222000	SLAKED LIME	KGS											16	0.72
	25231000	CEMENT CLINKERS	KGS							6382	148.57				
	25232910	ORDINARY PORTLAND CEMENT, DRY	KGS							627	16.30	2404	62.47	7565	334.74

TABLE V: State & ITCHS Code wise Inland Coasting Trade Statistics by Commodities (in Quantity and Value) for States/UTs of India : 2020-21

OUTWARD	ITEM CODE (ITCHS)	ITCHS Description	ITCHS Unit	1		2		3		4		5		6	
				Quantity	Value (in Rs. Cr)	Quantity	Value (in Rs. Cr)	Quantity	Value (in Rs. Cr)	Quantity	Value (in Rs. Cr)	Quantity	Value (in Rs. Cr)	Quantity	Value (in Rs. Cr)
				ANDAMAN & NICOBAR ISLANDS		Andhra Pradesh		Goa		Gujarat		Karnataka		Kerala	
				Quantity	Value (in Rs. Cr)	Quantity	Value (in Rs. Cr)	Quantity	Value (in Rs. Cr)	Quantity	Value (in Rs. Cr)	Quantity	Value (in Rs. Cr)	Quantity	Value (in Rs. Cr)
	26011111	60% FE OR MORE BUT BELOW 62% FE	KGS												
	26060010	BAUXITE (NATURAL) NOT CALCINED	KGS											1	0.03
	26060020	BAUXITE(NATURAL) CALCINED	KGS											5	0.40
	27011910	COKING COAL	MTS							0	32.23			0	2.13
	27040030	HARD COKE OF COAL	MTS												
	27040090	OTHER COKES OF COAL	MTS											0	0.40
	27075000	OTH ARMTIC HYDCRBN MXTRS OF WHICH 65 PRCNT OR MORE BY VL (INCLDNG LOSSES) DISTLS AT 250 DGR.C. BY	KGS							3884	1132.60				

TABLE V: State & ITCHS Code wise Inland Coasting Trade Statistics by Commodities (in Quantity and Value) for States/UTs of India : 2020-21

OUTWARD	ITEM CODE (ITCHS)	ITCHS Description	ITCHS Unit	1		2		3		4		5		6	
				Quantity	Value (in Rs. Cr)	Quantity	Value (in Rs. Cr)	Quantity	Value (in Rs. Cr)	Quantity	Value (in Rs. Cr)	Quantity	Value (in Rs. Cr)	Quantity	Value (in Rs. Cr)
				ANDAMAN & NICOBAR ISLANDS		Andhra Pradesh		Goa		Gujarat		Karnataka		Kerala	
		ISO 3405 (ASTM D 86 METHOD)													
	27090000	PETROLEUM OILS AND OILS OBTAINED FROM BITUMINOUS MINERALS CRUDE	MTS											0	70.72
	27101241	MOTOR GASOLINE CONFORMING TO STANDARD IS 2796	MTS			1	412.19			0	34.90	0	81.51	1	359.65
	27101920	AVIATION TURBINE FUEL (ATF)	MTS											0	7.94
	27101932	KEROSENE CONFORMING TO STANDARD IS 1459	MTS												
	27101949	HIGH FLASH HIGH SPEED	MTS			4	2075.4			2	609.71	1	306.28	1	446.82

TABLE V: State & ITCHS Code wise Inland Coasting Trade Statistics by Commodities (in Quantity and Value) for States/UTs of India : 2020-21

OUTWARD	ITEM CODE (ITCHS)	ITCHS Description	ITCHS Unit	1		2		3		4		5		6	
				Quantity	Value (in Rs. Cr)	Quantity	Value (in Rs. Cr)	Quantity	Value (in Rs. Cr)	Quantity	Value (in Rs. Cr)	Quantity	Value (in Rs. Cr)	Quantity	Value (in Rs. Cr)
				ANDAMAN & NICOBAR ISLANDS		Andhra Pradesh		Goa		Gujarat		Karnataka		Kerala	
							6								
	27101951	DIESEL FUEL CONFORMING TO STANDARD IS 16861 GRADE LV	MTS											1	113.55
	27101990	OTHER PETROLEUM OILS AND OILS OBTAINED FROM BITUMINOUS MINERALS NES	MTS												
	27111200	LIQUIFIED PROPANE	KGS							3244	199.97				
	27111300	LIQUIFIED BUTANES	KGS							0	0.31				
	27129030	SLACK WAX	KGS												
	27131110	RAW PETROLEUM COKE FOR ANODE MAKING IN ALUMINIUM INDUSTRY	KGS			275	12.79							1	0.07



TABLE V: State & ITCHS Code wise Inland Coasting Trade Statistics by Commodities (in Quantity and Value) for States/UTs of India : 2020-21

OUTWARD	ITEM CODE (ITCHS)	ITCHS Description	ITCHS Unit	1		2		3		4		5		6	
				Quantity	Value (in Rs. Cr)	Quantity	Value (in Rs. Cr)	Quantity	Value (in Rs. Cr)	Quantity	Value (in Rs. Cr)	Quantity	Value (in Rs. Cr)	Quantity	Value (in Rs. Cr)
				ANDAMAN & NICOBAR ISLANDS		Andhra Pradesh		Goa		Gujarat		Karnataka		Kerala	
				Quantity	Value (in Rs. Cr)	Quantity	Value (in Rs. Cr)	Quantity	Value (in Rs. Cr)	Quantity	Value (in Rs. Cr)	Quantity	Value (in Rs. Cr)	Quantity	Value (in Rs. Cr)
		CONFORMING TO STANDARD IS 17049													
	28030010	CARBON BLACKS	KGS											24	16.10
	28030090	OTHER CARBON	KGS											1	0.20
	28051100	SODIUM	KGS											7	1.41
	28070010	SULPHURIC ACID	KGS												
	28271000	AMMONIUM CHLORIDE	KGS											0	0.05
	28289011	BLEACHING PASTE OR POWDER OF SODIUM HYPOCHLORITES	KGS												
	28332910	FERROUS SULPHATE	KGS											1	0.12
	28362010	DISODIUM CARBONATE DENSE	KGS											2	0.41

TABLE V: State & ITCHS Code wise Inland Coasting Trade Statistics by Commodities (in Quantity and Value) for States/UTs of India : 2020-21

OUTWARD	ITEM CODE (ITCHS)	ITCHS Description	ITCHS Unit	1		2		3		4		5		6	
				ANDAMAN & NICOBAR ISLANDS		Andhra Pradesh		Goa		Gujarat		Karnataka		Kerala	
				Quantity	Value (in Rs. Cr)	Quantity	Value (in Rs. Cr)	Quantity	Value (in Rs. Cr)	Quantity	Value (in Rs. Cr)	Quantity	Value (in Rs. Cr)	Quantity	Value (in Rs. Cr)
	28362090	OTHER DISODIUM CARBONATE	KGS											16	3.48
	28363000	SODIUM HYDROGEN CARBONATE (SODIUM BICARBONATE)	KGS											31	6.30
	28369990	OTHER CARBONATES, NES	KGS												
	29024100	O-XYLENE	KGS												
	29024300	P-XYLENE	KGS												
	29053100	ETHYLENE GLYCOL (ETHANEDIOL)	KGS						5635	2553.05					
	29319090	OTHER	KGS											0	0.05
	30041090	OTHER MDCMNTS CNTNG	KGS											412	87.46

TABLE V: State & ITCHS Code wise Inland Coasting Trade Statistics by Commodities (in Quantity and Value) for States/UTs of India : 2020-21

OUTWARD	ITEM CODE (ITCHS)	ITCHS Description	ITCHS Unit	1		2		3		4		5		6	
				Quantity	Value (in Rs. Cr)	Quantity	Value (in Rs. Cr)	Quantity	Value (in Rs. Cr)	Quantity	Value (in Rs. Cr)	Quantity	Value (in Rs. Cr)	Quantity	Value (in Rs. Cr)
				ANDAMAN & NICOBAR ISLANDS		Andhra Pradesh		Goa		Gujarat		Karnataka		Kerala	
				Quantity	Value (in Rs. Cr)	Quantity	Value (in Rs. Cr)	Quantity	Value (in Rs. Cr)	Quantity	Value (in Rs. Cr)	Quantity	Value (in Rs. Cr)	Quantity	Value (in Rs. Cr)
		PENCLLNS/DRVTVS THROF WITH A PENCLLNC ACID STRCTR/STRPTMYCNS OR THEIR DERVATIVS PUT UP FOR RETALE SA													
	31010099	OTHER ANML/VGTBL FRTLRSRS,W/N MIXED TOGETH.CHMCLY TRTD;FERTILISERS PRDCD BY THE MXNG/CHMCL TREATMNT OF ANML/VEGTBL PRDCTS	KGS												
	31021000	UREA WHETHER OR NOT	KGS											2	0.34

TABLE V: State & ITCHS Code wise Inland Coasting Trade Statistics by Commodities (in Quantity and Value) for States/UTs of India : 2020-21

OUTWARD	ITEM CODE (ITCHS)	ITCHS Description	ITCHS Unit	1		2		3		4		5		6	
				Quantity	Value (in Rs. Cr)	Quantity	Value (in Rs. Cr)	Quantity	Value (in Rs. Cr)	Quantity	Value (in Rs. Cr)	Quantity	Value (in Rs. Cr)	Quantity	Value (in Rs. Cr)
				ANDAMAN & NICOBAR ISLANDS		Andhra Pradesh		Goa		Gujarat		Karnataka		Kerala	
				Quantity	Value (in Rs. Cr)	Quantity	Value (in Rs. Cr)	Quantity	Value (in Rs. Cr)	Quantity	Value (in Rs. Cr)	Quantity	Value (in Rs. Cr)	Quantity	Value (in Rs. Cr)
		IN AQUEOUS SOLUTION													
	31029090	OTHER CALCIUM NITRATE AND MAGNESIUM NITRATE	KGS												0.09
	31052000	MINRL/CHEMCL FERTLSRS CONTNG THE THREE FRTLSTNG ELMNTS NITROGN PHOSPHRS AND POTASIUM	KGS											25	4.76
	31059090	OTHER FERTILISERS N.E.S.	KGS											0	0.06
	32149090	OTHERS	KGS											0	0.12
	34011190	OTHR SOAP AND ORGNC SURFACE ACTIVE	KGS											1	0.78

TABLE V: State & ITCHS Code wise Inland Coasting Trade Statistics by Commodities (in Quantity and Value) for States/UTs of India : 2020-21

OUTWARD	ITEM CODE (ITCHS)	ITCHS Description	ITCHS Unit	1		2		3		4		5		6	
				Quantity	Value (in Rs. Cr)	Quantity	Value (in Rs. Cr)	Quantity	Value (in Rs. Cr)	Quantity	Value (in Rs. Cr)	Quantity	Value (in Rs. Cr)	Quantity	Value (in Rs. Cr)
				ANDAMAN & NICOBAR ISLANDS		Andhra Pradesh		Goa		Gujarat		Karnataka		Kerala	
		PRODUCTFOR TIOLET USE (INCL MEDICATED PRDCTS)													
	34012000	SOAP IN OTHER FORMS	KGS											4	3.28
	38089990	OTHER SIMILAR PRODUCTS N.E.S.	KGS											4	1.18
	38249900	OTHER	KGS											1	0.45
	39021000	POLYPROPYLENE	KGS							24153	13469.07				
	39205119	OTHER SHEETS OF PLYMTHYL METHACRYLTE	KGS											1	0.86
	44072990	OTHER TROPICAL WOODS SAWN AND CHIPPED	CUM												0.52

TABLE V: State & ITCHS Code wise Inland Coasting Trade Statistics by Commodities (in Quantity and Value) for States/UTs of India : 2020-21

OUTWARD	ITEM CODE (ITCHS)	ITCHS Description	ITCHS Unit	1		2		3		4		5		6	
				Quantity	Value (in Rs. Cr)	Quantity	Value (in Rs. Cr)	Quantity	Value (in Rs. Cr)	Quantity	Value (in Rs. Cr)	Quantity	Value (in Rs. Cr)	Quantity	Value (in Rs. Cr)
				ANDAMAN & NICOBAR ISLANDS		Andhra Pradesh		Goa		Gujarat		Karnataka		Kerala	
				Quantity	Value (in Rs. Cr)	Quantity	Value (in Rs. Cr)	Quantity	Value (in Rs. Cr)	Quantity	Value (in Rs. Cr)	Quantity	Value (in Rs. Cr)	Quantity	Value (in Rs. Cr)
	44083190	OTHER VNR SHEETS-MRNTI	KGS											2	0.64
	44109010	PLAIN BOARD OF OTHER LIGNUS MATRLS N.E.C	KGS											1	0.22
	44109020	INSULATION BOARD AND HARD BOARD OF PLASTIC LAMINATED SHEETS	KGS											2	0.45
	44123110	DECORATIVE PLYWOOD	CUM											0	0.58
	44129400	BLOCKBOARD, LAMINBOARD AND BATTENBOARD	CUM											0	0.32
	44152000	PALETS,PALETS(BOX,COLORS) AND OTHR LOAD BORDSOF WOOD	NOS												0.03

TABLE V: State & ITCHS Code wise Inland Coasting Trade Statistics by Commodities (in Quantity and Value) for States/UTs of India : 2020-21

OUTWARD	ITEM CODE (ITCHS)	ITCHS Description	ITCHS Unit	1		2		3		4		5		6	
				ANDAMAN & NICOBAR ISLANDS		Andhra Pradesh		Goa		Gujarat		Karnataka		Kerala	
				Quantity	Value (in Rs. Cr)	Quantity	Value (in Rs. Cr)	Quantity	Value (in Rs. Cr)	Quantity	Value (in Rs. Cr)	Quantity	Value (in Rs. Cr)	Quantity	Value (in Rs. Cr)
	44219190	OTHER	KGS											1	0.27
	44219990	OTHER	KGS											0	0.09
	48021010	HAND MADE PAPER	KGS											0	0.10
	48109900	OTHR COATED PAPER AND PPRBRD (NOT MLTIPLY)	KGS											1	0.29
	48239019	DECORATIVE LAMINATES	KGS											1	0.72
	52010011	BENGAL DESHI COTTON	KGS											56	67.54
	52010015	INDIAN COTTON OF STAPLE LENGTH 28.5MM (1.4/32) AND ABOVE BUT BELOW 34.5MM	KGS											381	459.82
	52010020	FOREIGN COTTON OF	KGS											1	0.95

TABLE V: State & ITCHS Code wise Inland Coasting Trade Statistics by Commodities (in Quantity and Value) for States/UTs of India : 2020-21

OUTWARD	ITEM CODE (ITCHS)	ITCHS Description	ITCHS Unit	1		2		3		4		5		6	
				Quantity	Value (in Rs. Cr)	Quantity	Value (in Rs. Cr)	Quantity	Value (in Rs. Cr)	Quantity	Value (in Rs. Cr)	Quantity	Value (in Rs. Cr)	Quantity	Value (in Rs. Cr)
				ANDAMAN & NICOBAR ISLANDS		Andhra Pradesh		Goa		Gujarat		Karnataka		Kerala	
				Quantity	Value (in Rs. Cr)	Quantity	Value (in Rs. Cr)	Quantity	Value (in Rs. Cr)	Quantity	Value (in Rs. Cr)	Quantity	Value (in Rs. Cr)	Quantity	Value (in Rs. Cr)
		ALL STAPLE LENGTHS													
	52030000	COTTON CARDED OR COMBED	KGS											320	378.26
	52051190	OTHERS	KGS											88	158.03
	53031010	JUTE, RAW OR RETTED	KGS											0	0.05
	56039400	OTHER FILMNT WGHNG >150G/SQM	KGS											0	0.22
	63049289	OTHER CUSHION COVERS	NOS											0	0.09
	63051030	JUTE HESSIAN BAGS	KGS												
	63101020	COTTON RAGS,NEW OR USED	KGS											0	0.33
	63109040	SYNTHETIC RAGS	KGS											0	0.06



TABLE V: State & ITCHS Code wise Inland Coasting Trade Statistics by Commodities (in Quantity and Value) for States/UTs of India : 2020-21

OUTWARD	ITEM CODE (ITCHS)	ITCHS Description	ITCHS Unit	1		2		3		4		5		6	
				Quantity	Value (in Rs. Cr)	Quantity	Value (in Rs. Cr)	Quantity	Value (in Rs. Cr)	Quantity	Value (in Rs. Cr)	Quantity	Value (in Rs. Cr)	Quantity	Value (in Rs. Cr)
				ANDAMAN & NICOBAR ISLANDS		Andhra Pradesh		Goa		Gujarat		Karnataka		Kerala	
				Quantity	Value (in Rs. Cr)	Quantity	Value (in Rs. Cr)	Quantity	Value (in Rs. Cr)	Quantity	Value (in Rs. Cr)	Quantity	Value (in Rs. Cr)	Quantity	Value (in Rs. Cr)
	68010000	SETTS CURBSTONES AND FLAGSTONES OF NATURAL STONE(EXCEPT SLATE)	KGS											0	0.05
	68021000	TILES CUBES ETC W/N RECTNGLR(INCL SQR) WHOSE LRGST SURFC AREA BE ENCLSD IN A SQR MEASRNG<49 SQ CM ARTFCLY COLRD GRNLS	KGS											1	0.04
	68022110	MARBLE BLOCKS/TILES,POLISHED	KGS											9	1.81
	68022310	GRANITE BLOCKS/TILES,POLISHED	KGS												0.04

TABLE V: State & ITCHS Code wise Inland Coasting Trade Statistics by Commodities (in Quantity and Value) for States/UTs of India : 2020-21

OUTWARD	ITEM CODE (ITCHS)	ITCHS Description	ITCHS Unit	1		2		3		4		5		6	
				Quantity	Value (in Rs. Cr)	Quantity	Value (in Rs. Cr)	Quantity	Value (in Rs. Cr)	Quantity	Value (in Rs. Cr)	Quantity	Value (in Rs. Cr)	Quantity	Value (in Rs. Cr)
				ANDAMAN & NICOBAR ISLANDS		Andhra Pradesh		Goa		Gujarat		Karnataka		Kerala	
				Quantity	Value (in Rs. Cr)	Quantity	Value (in Rs. Cr)	Quantity	Value (in Rs. Cr)	Quantity	Value (in Rs. Cr)	Quantity	Value (in Rs. Cr)	Quantity	Value (in Rs. Cr)
	68029900	OTHER STONE	KGS											1	0.04
	68030000	WRKD SLATE AND ARTCLS OF SLATE/AGLMRTD SLATE	KGS											0	0.05
	68101190	OTHER	KGS											12	0.59
	68159920	SANITAY WARES, KITCHEN WARES AND OTHER MADE UP ARTICLES OF FLY ASH	KGS											28	9.95
	69010030	TILES	TON											5	634.63
	69010090	OTHERS	TON											0	0.05
	69029010	FIRE CLAY BRICKS AND SHAPES	TON											0	0.04

TABLE V: State & ITCHS Code wise Inland Coasting Trade Statistics by Commodities (in Quantity and Value) for States/UTs of India : 2020-21

OUTWARD	ITEM CODE (ITCHS)	ITCHS Description	ITCHS Unit	1		2		3		4		5		6	
				Quantity	Value (in Rs. Cr)	Quantity	Value (in Rs. Cr)	Quantity	Value (in Rs. Cr)	Quantity	Value (in Rs. Cr)	Quantity	Value (in Rs. Cr)	Quantity	Value (in Rs. Cr)
				ANDAMAN & NICOBAR ISLANDS		Andhra Pradesh		Goa		Gujarat		Karnataka		Kerala	
				Quantity	Value (in Rs. Cr)	Quantity	Value (in Rs. Cr)	Quantity	Value (in Rs. Cr)	Quantity	Value (in Rs. Cr)	Quantity	Value (in Rs. Cr)	Quantity	Value (in Rs. Cr)
	69051000	ROOFING TILES	TON											0	0.23
	69109000	OTHR SANITARY FIXTURES(EXCL OF PORCELAIN)	KGS											0	0.03
	70010090	OTHR WSTE AND SCRPF OF GLS	KGS											7	1.48
	70032090	OTHR WIRED SHEETS	SQM											1	1.99
	70049019	OTHR WND GLS OTHR DRN AND BLN GLS	SQM											0	0.24
	71129910	WST AND SCRPF OF SILVER INCL MTL CLAD WTH SILVER BUT EXCL SWEEPINGS CNTNG OTHR PRCS	KGS											0	0.01

TABLE V: State & ITCHS Code wise Inland Coasting Trade Statistics by Commodities (in Quantity and Value) for States/UTs of India : 2020-21

OUTWARD	ITEM CODE (ITCHS)	ITCHS Description	ITCHS Unit	1		2		3		4		5		6	
				Quantity	Value (in Rs. Cr)	Quantity	Value (in Rs. Cr)	Quantity	Value (in Rs. Cr)	Quantity	Value (in Rs. Cr)	Quantity	Value (in Rs. Cr)	Quantity	Value (in Rs. Cr)
				ANDAMAN & NICOBAR ISLANDS		Andhra Pradesh		Goa		Gujarat		Karnataka		Kerala	
				Quantity	Value (in Rs. Cr)	Quantity	Value (in Rs. Cr)	Quantity	Value (in Rs. Cr)	Quantity	Value (in Rs. Cr)	Quantity	Value (in Rs. Cr)	Quantity	Value (in Rs. Cr)
	72044900	OTHER WASTE AND SCRAP	KGS											0	0.07
	72082590	OTHR FLAT-ROLD PRDCTS IN COILS OF A THCKNS>= 4.75MM ONLY HOT-ROLD,PICKLD	KGS												
	72262011	HOT ROLLED IN COILS	KGS											85	56.18
	72262021	COLD ROLLED IN COILS	KGS											1	0.46
	73041110	TUBES AND PIPES	KGS											3	6.75
	73181500	OTHR SCREWS AND BOLTS W/N WTH NUTS OR WASHERS THREADED	KGS											1	0.21
	73181600	THREADED NUTS	KGS											1	0.42

TABLE V: State & ITCHS Code wise Inland Coasting Trade Statistics by Commodities (in Quantity and Value) for States/UTs of India : 2020-21

OUTWARD	ITEM CODE (ITCHS)	ITCHS Description	ITCHS Unit	1		2		3		4		5		6	
				Quantity	Value (in Rs. Cr)	Quantity	Value (in Rs. Cr)	Quantity	Value (in Rs. Cr)	Quantity	Value (in Rs. Cr)	Quantity	Value (in Rs. Cr)	Quantity	Value (in Rs. Cr)
				ANDAMAN & NICOBAR ISLANDS		Andhra Pradesh		Goa		Gujarat		Karnataka		Kerala	
				Quantity	Value (in Rs. Cr)	Quantity	Value (in Rs. Cr)	Quantity	Value (in Rs. Cr)	Quantity	Value (in Rs. Cr)	Quantity	Value (in Rs. Cr)	Quantity	Value (in Rs. Cr)
	73241000	SINKS AND WASH BASINS OF STAINLESS STEEL	NOS											0	0.65
	73262090	OTHER ARTICLES OF IRON OR STEEL WIRE FOR OTHER USE	KGS											2	0.77
	76061110	ELECTROLYTIC PLATES OR SHEETS	KGS											0	0.24
	76071190	OTHER ALUMINIUM FOIL ROLL	KGS												
	84248910	PAINTNG EQPMNT INCL ELECTROSTATIC PHOSPHTNG,PWDR COATNG EQPMNT AND OTHR EQPMNT	NOS												

TABLE V: State & ITCHS Code wise Inland Coasting Trade Statistics by Commodities (in Quantity and Value) for States/UTs of India : 2020-21

OUTWARD	ITEM CODE (ITCHS)	ITCHS Description	ITCHS Unit	1		2		3		4		5		6	
				Quantity	Value (in Rs. Cr)	Quantity	Value (in Rs. Cr)	Quantity	Value (in Rs. Cr)	Quantity	Value (in Rs. Cr)	Quantity	Value (in Rs. Cr)	Quantity	Value (in Rs. Cr)
				ANDAMAN & NICOBAR ISLANDS		Andhra Pradesh		Goa		Gujarat		Karnataka		Kerala	
				Quantity	Value (in Rs. Cr)	Quantity	Value (in Rs. Cr)	Quantity	Value (in Rs. Cr)	Quantity	Value (in Rs. Cr)	Quantity	Value (in Rs. Cr)	Quantity	Value (in Rs. Cr)
	84604020	LAPPING MACHINES	NOS												
	85011020	AC MOTOR WTH OUTPUT <=37.5 W	NOS											0	0.10
	85167920	ELECTRICAL/ELECTRONIC DEVICES FOR REPELLING INSECTS (E.G.MOSQUITOES ETC)	NOS											0	0.13
	85177090	OTHR PARTS OF TELEPHONC/TELEGRPHC APPARTS	KGS											0	0.10
	85258090	OTHERS	NOS											1	0.08
	85361090	OTHERS	NOS											0	0.07
	85369090	OTHERS	NOS											0	0.03

TABLE V: State & ITCHS Code wise Inland Coasting Trade Statistics by Commodities (in Quantity and Value) for States/UTs of India : 2020-21

OUTWARD	ITEM CODE (ITCHS)	ITCHS Description	ITCHS Unit	1		2		3		4		5		6	
				Quantity	Value (in Rs. Cr)	Quantity	Value (in Rs. Cr)	Quantity	Value (in Rs. Cr)	Quantity	Value (in Rs. Cr)	Quantity	Value (in Rs. Cr)	Quantity	Value (in Rs. Cr)
				ANDAMAN & NICOBAR ISLANDS		Andhra Pradesh		Goa		Gujarat		Karnataka		Kerala	
				Quantity	Value (in Rs. Cr)	Quantity	Value (in Rs. Cr)	Quantity	Value (in Rs. Cr)	Quantity	Value (in Rs. Cr)	Quantity	Value (in Rs. Cr)	Quantity	Value (in Rs. Cr)
	85414011	SOLAR CELLS, NOT ASSEMBLED	NOS											0	3.94
	86071910	AXLES,WHEELS ETC.FR RLWAY WAGONS AND CARRGS	KGS											0	0.49
	86090000	CONTAINERS SPECIALLY DESIGNED ANDEQUIPPED FOR CARRIAGE BY ONE/MORE MODES OF TRNSPORT	NOS												
	87087000	ROAD WHEELS AND PRTS AND ACCSSRS THEREOF	KGS											0	0.05
	89019000	OTHR VSSLS FOR	NOS											0	0.04

TABLE V: State & ITCHS Code wise Inland Coasting Trade Statistics by Commodities (in Quantity and Value) for States/UTs of India : 2020-21

OUTWARD	ITEM CODE (ITCHS)	ITCHS Description	ITCHS Unit	1		2		3		4		5		6	
				Quantity	Value (in Rs. Cr)	Quantity	Value (in Rs. Cr)	Quantity	Value (in Rs. Cr)	Quantity	Value (in Rs. Cr)	Quantity	Value (in Rs. Cr)	Quantity	Value (in Rs. Cr)
				ANDAMAN & NICOBAR ISLANDS		Andhra Pradesh		Goa		Gujarat		Karnataka		Kerala	
				Quantity	Value (in Rs. Cr)	Quantity	Value (in Rs. Cr)	Quantity	Value (in Rs. Cr)	Quantity	Value (in Rs. Cr)	Quantity	Value (in Rs. Cr)	Quantity	Value (in Rs. Cr)
		TRNSPRT OF GOODS AND OTHR VSSLS FOR TRNSPRT OF PERSONS AND GOODS													
	94041000	MATTRESS SUPPORTS	KGS											0	0.05
	99999998	UNSPECIFIED ITEMS	NA											0	0.08
KARNATAKA	27075000	OTH ARMTIC HYDCRBN MXTRS OF WHICH 65 PRCNT OR MORE BY VL (INCLDNG LOSSES) DISTLS AT 250 DGR.C. BY ISO 3405 (ASTM D 86 METHOD)	KGS												
	27101241	MOTOR GASOLINE	MTS			0	34.5								



TABLE V: State & ITCHS Code wise Inland Coasting Trade Statistics by Commodities (in Quantity and Value) for States/UTs of India : 2020-21

OUTWARD	ITEM CODE (ITCHS)	ITCHS Description	ITCHS Unit	1		2		3		4		5		6	
				Quantity	Value (in Rs. Cr)	Quantity	Value (in Rs. Cr)	Quantity	Value (in Rs. Cr)	Quantity	Value (in Rs. Cr)	Quantity	Value (in Rs. Cr)	Quantity	Value (in Rs. Cr)
				ANDAMAN & NICOBAR ISLANDS		Andhra Pradesh		Goa		Gujarat		Karnataka		Kerala	
							6								
	27101920	CONFORMING TO STANDARD IS 2796													
	27101920	AVIATION TURBINE FUEL (ATF)	MTS												
	27101949	HIGH FLASH HIGH SPEED DIESEL FUEL CONFORMING TO STANDARD IS 16861	MTS			0	161.58								
	27101951	GRADE LV	MTS											0	8.69
KERALA	01064190	OTHER BEES	NOS											0	0.34
	07032000	GARLIC FRESH OR CHILLED	KGS							0	0.12				
	07108090	OTHER VEGETABLES, FROZN	KGS												

TABLE V: State & ITCHS Code wise Inland Coasting Trade Statistics by Commodities (in Quantity and Value) for States/UTs of India : 2020-21

OUTWARD	ITEM CODE (ITCHS)	ITCHS Description	ITCHS Unit	1		2		3		4		5		6	
				ANDAMAN & NICOBAR ISLANDS		Andhra Pradesh		Goa		Gujarat		Karnataka		Kerala	
				Quantity	Value (in Rs. Cr)	Quantity	Value (in Rs. Cr)	Quantity	Value (in Rs. Cr)	Quantity	Value (in Rs. Cr)	Quantity	Value (in Rs. Cr)	Quantity	Value (in Rs. Cr)
	07122000	ONIONS DRIED	KGS							0	0.12				
	07132090	OTHER CHANA	KGS							2	1.28				
	07139090	OTHER OF HDG. 071390	KGS							1	0.59				
	08041090	OTHER DATES	KGS								0.17				
	08134090	OTHERS FRUIT DRIED (EXCLDNG TAMARIND AND SINGODA WHOLE	KGS											0	0.01
	09092190	OTHER SEEDS OF CORIANDER; NEITHER CRUSHED NOR GROUND	KGS							1	0.90				
	09093129	OTHER SEEDS OF CUMMIN EXCL. BLACK; NEITHER CRUSHED NOR GROUND	KGS							0	0.50				

TABLE V: State & ITCHS Code wise Inland Coasting Trade Statistics by Commodities (in Quantity and Value) for States/UTs of India : 2020-21

OUTWARD	ITEM CODE (ITCHS)	ITCHS Description	ITCHS Unit	1		2		3		4		5		6	
				Quantity	Value (in Rs. Cr)	Quantity	Value (in Rs. Cr)	Quantity	Value (in Rs. Cr)	Quantity	Value (in Rs. Cr)	Quantity	Value (in Rs. Cr)	Quantity	Value (in Rs. Cr)
				ANDAMAN & NICOBAR ISLANDS		Andhra Pradesh		Goa		Gujarat		Karnataka		Kerala	
				Quantity	Value (in Rs. Cr)	Quantity	Value (in Rs. Cr)	Quantity	Value (in Rs. Cr)	Quantity	Value (in Rs. Cr)	Quantity	Value (in Rs. Cr)	Quantity	Value (in Rs. Cr)
	09109919	OTHER SPICES N.E.S	KGS			0	0.48								
	09109929	OTHER POWDER OF OTHER SPICES N.E.S.	KGS							0	0.48				
	10019910	WHEAT	KGS							1	0.30		0.07	0	0.06
	10061090	OTHR RICE IN HUSK	KGS							517	115.54			25	5.22
	10063010	RICE PARBOILED	KGS							5	1.20				
	11062010	FLOUR AND MEAL OF SAGO	KGS								0.08				
	15121990	OTHERSUNFLWR ANDSAFFLWR OIL EXCLD EDIBLE/ NON-EDBLE GRADE	KGS											0	0.02
	15180039	OTHR VEG OIL AND ITS FATS EXCLDEDBLE	KGS											0	0.03

TABLE V: State & ITCHS Code wise Inland Coasting Trade Statistics by Commodities (in Quantity and Value) for States/UTs of India : 2020-21

OUTWARD	ITEM CODE (ITCHS)	ITCHS Description	ITCHS Unit	1		2		3		4		5		6	
				Quantity	Value (in Rs. Cr)	Quantity	Value (in Rs. Cr)	Quantity	Value (in Rs. Cr)	Quantity	Value (in Rs. Cr)	Quantity	Value (in Rs. Cr)	Quantity	Value (in Rs. Cr)
				ANDAMAN & NICOBAR ISLANDS		Andhra Pradesh		Goa		Gujarat		Karnataka		Kerala	
		GRADE													
	19030000	TPIOCA AND SUBTTUTES PRPD FRM STRCH IN FORMOF FLKS GRAINS PERLS SFTNGS/IN SMLR FORMS	KGS							2	1.38				
	21069019	SOFT DRINK - OTHER THAN SHARBAT	KGS							0	0.01			10	7.27
	21069099	OTHER FOOD PREPARATION NES	KGS											0	0.02
	22011010	MINERAL WATERS	LTR											0	0.01
	22019090	OTHER WATERS (INCLUDING NATURAL WATER)	LTR			1	0.01			9	0.13	0.03	0.04	176	1.79

TABLE V: State & ITCHS Code wise Inland Coasting Trade Statistics by Commodities (in Quantity and Value) for States/UTs of India : 2020-21

OUTWARD	ITEM CODE (ITCHS)	ITCHS Description	ITCHS Unit	1		2		3		4		5		6	
				Quantity	Value (in Rs. Cr)	Quantity	Value (in Rs. Cr)	Quantity	Value (in Rs. Cr)	Quantity	Value (in Rs. Cr)	Quantity	Value (in Rs. Cr)	Quantity	Value (in Rs. Cr)
				ANDAMAN & NICOBAR ISLANDS		Andhra Pradesh		Goa		Gujarat		Karnataka		Kerala	
				Quantity	Value (in Rs. Cr)	Quantity	Value (in Rs. Cr)	Quantity	Value (in Rs. Cr)	Quantity	Value (in Rs. Cr)	Quantity	Value (in Rs. Cr)	Quantity	Value (in Rs. Cr)
	23040010	OIL-CAKE AND OIL-CAKE MEAL OF SOYA BEAN EXPELLER VARIETY	KGS							0	0.08				
	25010010	COMMON SALT(INCL. IODISED SALT)	KGS												
	25059000	OTHER NATRL SANDS NES	KGS							150	44.14			0	0.31
	25061010	QUARTZ, LUMPS	KGS												
	25061020	QUARTZ, POWDER	KGS							0	0.08				
	25070010	KAOLIN (CHINA CLAY) CRUDE	KGS							17	2.00				
	25081010	CRUDE BENTONITE (UNPROCESSED)	KGS							0	0.01				
	25084090	OTHER CLAYS, NES	KGS							1073	93.98			38	0.73

TABLE V: State & ITCHS Code wise Inland Coasting Trade Statistics by Commodities (in Quantity and Value) for States/UTs of India : 2020-21

OUTWARD	ITEM CODE (ITCHS)	ITCHS Description	ITCHS Unit	1		2		3		4		5		6	
				ANDAMAN & NICOBAR ISLANDS		Andhra Pradesh		Goa		Gujarat		Karnataka		Kerala	
				Quantity	Value (in Rs. Cr)	Quantity	Value (in Rs. Cr)	Quantity	Value (in Rs. Cr)	Quantity	Value (in Rs. Cr)	Quantity	Value (in Rs. Cr)	Quantity	Value (in Rs. Cr)
	25085010	ANDALUSITE	KGS							0.01					
	25085039	OTHER SILLIMANITE NES	KGS						52	8.81				0	0.04
	25191000	NATURAL MAGNESIUM CARBONATE(MAGNESITE)	KGS						94	8.50				8	0.70
	25199090	OTHER MAGNESIUM W/N PVRE	KGS												
	25202090	PLASTERS OTHER THAN CALCINED	KGS												
	25232910	ORDINARY PORTLAND CEMENT, DRY	KGS											250	11.10
	25301090	OTHER VERMICULITE,PERLITE AND CALORITS	KGS									0	0.03		

TABLE V: State & ITCHS Code wise Inland Coasting Trade Statistics by Commodities (in Quantity and Value) for States/UTs of India : 2020-21

OUTWARD	ITEM CODE (ITCHS)	ITCHS Description	ITCHS Unit	1		2		3		4		5		6	
				Quantity	Value (in Rs. Cr)	Quantity	Value (in Rs. Cr)	Quantity	Value (in Rs. Cr)	Quantity	Value (in Rs. Cr)	Quantity	Value (in Rs. Cr)	Quantity	Value (in Rs. Cr)
				ANDAMAN & NICOBAR ISLANDS		Andhra Pradesh		Goa		Gujarat		Karnataka		Kerala	
				Quantity	Value (in Rs. Cr)	Quantity	Value (in Rs. Cr)	Quantity	Value (in Rs. Cr)	Quantity	Value (in Rs. Cr)	Quantity	Value (in Rs. Cr)	Quantity	Value (in Rs. Cr)
		UNEXPANDED (INCLUDING POWDER)													
	25309099	OTHER MINERAL SUBSTANCES NES	KGS							0	0.02				
	26011111	60% FE OR MORE BUT BELOW 62% FE	KGS							121	18.90				
	26140039	OTHER RUTILE	KGS							2	1.79				
	27011910	COKING COAL	MTS							0	0.04				
	27075000	OTH ARMTIC HYDCRBN MXTRS OF WHICH 65 PRCNT OR MORE BY VL (INCLDNG LOSSES) DISTLS AT 250 DGR.C. BY ISO 3405 (ASTM D 86	KGS											702	304.87

TABLE V: State & ITCHS Code wise Inland Coasting Trade Statistics by Commodities (in Quantity and Value) for States/UTs of India : 2020-21

OUTWARD	ITEM CODE (ITCHS)	ITCHS Description	ITCHS Unit	1		2		3		4		5		6	
				Quantity	Value (in Rs. Cr)	Quantity	Value (in Rs. Cr)	Quantity	Value (in Rs. Cr)	Quantity	Value (in Rs. Cr)	Quantity	Value (in Rs. Cr)	Quantity	Value (in Rs. Cr)
				ANDAMAN & NICOBAR ISLANDS		Andhra Pradesh		Goa		Gujarat		Karnataka		Kerala	
				Quantity	Value (in Rs. Cr)	Quantity	Value (in Rs. Cr)	Quantity	Value (in Rs. Cr)	Quantity	Value (in Rs. Cr)	Quantity	Value (in Rs. Cr)	Quantity	Value (in Rs. Cr)
		METHOD)													
	27090000	PETROLEUM OILS AND OILS OBTAINED FROM BITUMINOUS MINERALS CRUDE	MTS											0.04	1076.66
	27101241	MOTOR GASOLINE CONFORMING TO STANDARD IS 2796	MTS			29.24		163.13		50.64		50.64		0.01	575.63
	27101920	AVIATION TURBINE FUEL (ATF)	MTS											0	46.99
	27101943	LIGHT DIESEL OIL CONFORMING TO STANDARD IS 15770	MTS											0	2.45
	27101949	HIGH FLASH HIGH SPEED DIESEL FUEL	MTS			4	1383.81		2586.19	4	1381.18		172.30	9	3809.01



TABLE V: State & ITCHS Code wise Inland Coasting Trade Statistics by Commodities (in Quantity and Value) for States/UTs of India : 2020-21

OUTWARD	ITEM CODE (ITCHS)	ITCHS Description	ITCHS Unit	1		2		3		4		5		6	
				Quantity	Value (in Rs. Cr)	Quantity	Value (in Rs. Cr)	Quantity	Value (in Rs. Cr)	Quantity	Value (in Rs. Cr)	Quantity	Value (in Rs. Cr)	Quantity	Value (in Rs. Cr)
				ANDAMAN & NICOBAR ISLANDS		Andhra Pradesh		Goa		Gujarat		Karnataka		Kerala	
				Quantity	Value (in Rs. Cr)	Quantity	Value (in Rs. Cr)	Quantity	Value (in Rs. Cr)	Quantity	Value (in Rs. Cr)	Quantity	Value (in Rs. Cr)	Quantity	Value (in Rs. Cr)
		CONFORMING TO STANDARD IS 16861													
	27101951	GRADE LV	MTS											1	432.09
	27101978	OTHER LUBRICATING OIL, CONFORMING TO ANY OTHER BIS STANDARD	MTS											0	10.78
	27101990	OTHER PETROLEUM OILS AND OILS OBTAINED FROM BITUMINOUS MINERALS NES	MTS											0	0.49
	27111920	LPG (FOR AUTOMOTIVE PURPOSES) CONFORMING TO STANDARD IS 14861	KGS												

TABLE V: State & ITCHS Code wise Inland Coasting Trade Statistics by Commodities (in Quantity and Value) for States/UTs of India : 2020-21

OUTWARD	ITEM CODE (ITCHS)	ITCHS Description	ITCHS Unit	1		2		3		4		5		6	
				ANDAMAN & NICOBAR ISLANDS		Andhra Pradesh		Goa		Gujarat		Karnataka		Kerala	
				Quantity	Value (in Rs. Cr)	Quantity	Value (in Rs. Cr)	Quantity	Value (in Rs. Cr)	Quantity	Value (in Rs. Cr)	Quantity	Value (in Rs. Cr)	Quantity	Value (in Rs. Cr)
	27131110	RAW PETROLEUM COKE FOR ANODE MAKING IN ALUMINIUM INDUSTRY CONFORMING TO STANDARD IS 17049	KGS							1	0.32				
	28030010	CARBON BLACKS	KGS							0	0.06			0	0.02
	28051200	CALCIUM	KGS							0	0.04				
	28061000	HYDROGEN CHLORIDE(HYDROCHLORIC ACID)	KGS							0	0.01				
	28112110	DRY ICE	KGS												
	28112190	CARBON DIOXIDE IN OTHER FORM	KGS							0	0.23				
	28182010	ALUMINA CALCINED	KGS							0	0.16				

TABLE V: State & ITCHS Code wise Inland Coasting Trade Statistics by Commodities (in Quantity and Value) for States/UTs of India : 2020-21

OUTWARD	ITEM CODE (ITCHS)	ITCHS Description	ITCHS Unit	1		2		3		4		5		6	
				Quantity	Value (in Rs. Cr)	Quantity	Value (in Rs. Cr)	Quantity	Value (in Rs. Cr)	Quantity	Value (in Rs. Cr)	Quantity	Value (in Rs. Cr)	Quantity	Value (in Rs. Cr)
				ANDAMAN & NICOBAR ISLANDS		Andhra Pradesh		Goa		Gujarat		Karnataka		Kerala	
				Quantity	Value (in Rs. Cr)	Quantity	Value (in Rs. Cr)	Quantity	Value (in Rs. Cr)	Quantity	Value (in Rs. Cr)	Quantity	Value (in Rs. Cr)	Quantity	Value (in Rs. Cr)
	28182090	OTHER ALUMINIUM OXIDE	KGS							16	9.33			0	0.16
	28211020	IRON HYDROXIDES	KGS								0.72			0	0.03
	28273990	OTHER CHLORIDES, NES	KGS							47	52.18			6	7.02
	28332100	MAGNESIUM SULPHATE	KGS							1	0.09				
	28332910	FERROUS SULPHATE	KGS							2	0.24				
	28362010	DISODIUM CARBONATE DENSE	KGS												
	28362090	OTHER DISODIUM CARBONATE	KGS												
	28369990	OTHER CARBONATES, NES	KGS												
	29037900	OTHER	KGS												0.02

TABLE V: State & ITCHS Code wise Inland Coasting Trade Statistics by Commodities (in Quantity and Value) for States/UTs of India : 2020-21

OUTWARD	ITEM CODE (ITCHS)	ITCHS Description	ITCHS Unit	1		2		3		4		5		6	
				ANDAMAN & NICOBAR ISLANDS		Andhra Pradesh		Goa		Gujarat		Karnataka		Kerala	
				Quantity	Value (in Rs. Cr)	Quantity	Value (in Rs. Cr)	Quantity	Value (in Rs. Cr)	Quantity	Value (in Rs. Cr)	Quantity	Value (in Rs. Cr)	Quantity	Value (in Rs. Cr)
	29392030	QUININE SULPHATE	KGS												
	30041090	OTHER MDCMNTS CNTNG PENCLLNS/DRVTVS THROF WITH A PENCLLNC ACID STRCTR/STRPTMYCNS OR THEIR DERVATIVS PUT UP FOR RETALE SA	KGS											0	0.01
	31021000	UREA WHETHER OR NOT IN AQUEOUS SOLUTION	KGS												
	31059090	OTHER FERTILISERS N.E.S.	KGS							0	0.05				
	32099090	OTHR PAINT VARNSHS (INCL ENML AND	KGS							0	0.02			0	0.45

TABLE V: State & ITCHS Code wise Inland Coasting Trade Statistics by Commodities (in Quantity and Value) for States/UTs of India : 2020-21

OUTWARD	ITEM CODE (ITCHS)	ITCHS Description	ITCHS Unit	1		2		3		4		5		6	
				Quantity	Value (in Rs. Cr)	Quantity	Value (in Rs. Cr)	Quantity	Value (in Rs. Cr)	Quantity	Value (in Rs. Cr)	Quantity	Value (in Rs. Cr)	Quantity	Value (in Rs. Cr)
				ANDAMAN & NICOBAR ISLANDS		Andhra Pradesh		Goa		Gujarat		Karnataka		Kerala	
				Quantity	Value (in Rs. Cr)	Quantity	Value (in Rs. Cr)	Quantity	Value (in Rs. Cr)	Quantity	Value (in Rs. Cr)	Quantity	Value (in Rs. Cr)	Quantity	Value (in Rs. Cr)
		LAQURS) BSD ON OTHR SYNTHTIC POLYMERS ETC N.E.S.;													
	32149090	OTHERS	KGS							0	0.24				
	34011990	OTHER HOUSEHOLD AND LAUNDRY SOAPS NES	KGS												
	34012000	SOAP IN OTHER FORMS	KGS							0	0.15				
	34022090	OTHER PREPARATIONS PUT UP FOR RETAIL SALE	KGS								0.00			0	0.01
	39019000	OTHER	KGS							1	0.43			2	0.64
	39159090	WASTE PARINGS AND SCRAP OF OTHR PLASTIC NES	KGS							10	3.94			1	0.25

TABLE V: State & ITCHS Code wise Inland Coasting Trade Statistics by Commodities (in Quantity and Value) for States/UTs of India : 2020-21

OUTWARD	ITEM CODE (ITCHS)	ITCHS Description	ITCHS Unit	1		2		3		4		5		6	
				Quantity	Value (in Rs. Cr)	Quantity	Value (in Rs. Cr)	Quantity	Value (in Rs. Cr)	Quantity	Value (in Rs. Cr)	Quantity	Value (in Rs. Cr)	Quantity	Value (in Rs. Cr)
				ANDAMAN & NICOBAR ISLANDS		Andhra Pradesh		Goa		Gujarat		Karnataka		Kerala	
				Quantity	Value (in Rs. Cr)	Quantity	Value (in Rs. Cr)	Quantity	Value (in Rs. Cr)	Quantity	Value (in Rs. Cr)	Quantity	Value (in Rs. Cr)	Quantity	Value (in Rs. Cr)
	39205119	OTHER SHEETS OF PLYMTHYL METHACRYLTE	KGS								0.47				
	40011010	PREVULCANISED NATRL RUBR LATEX	KGS							794	1341.82			59	89.90
	40021990	OTHERS SYNTHETIC RUBR AND PACTICE DRVD FROM OILS IN PRMRY FORMS/IN PLTS SHTS ETC MXTRS EXCL. LATEX	KGS							0	0.02				
	40082990	OTHER FORM OF NON/CELLULAR RUBR	KGS												
	44011190	OTHER	TON												

TABLE V: State & ITCHS Code wise Inland Coasting Trade Statistics by Commodities (in Quantity and Value) for States/UTs of India : 2020-21

OUTWARD	ITEM CODE (ITCHS)	ITCHS Description	ITCHS Unit	1		2		3		4		5		6	
				Quantity	Value (in Rs. Cr)	Quantity	Value (in Rs. Cr)	Quantity	Value (in Rs. Cr)	Quantity	Value (in Rs. Cr)	Quantity	Value (in Rs. Cr)	Quantity	Value (in Rs. Cr)
				ANDAMAN & NICOBAR ISLANDS		Andhra Pradesh		Goa		Gujarat		Karnataka		Kerala	
				Quantity	Value (in Rs. Cr)	Quantity	Value (in Rs. Cr)	Quantity	Value (in Rs. Cr)	Quantity	Value (in Rs. Cr)	Quantity	Value (in Rs. Cr)	Quantity	Value (in Rs. Cr)
	44071100	OF PINE (PINUS SPP.)	CUM												
	44083190	OTHER VNR SHEETS-MRNTI	KGS							1	0.11				
	44089090	OTHERS	KGS							1	0.57				
	44123110	DECORATIVE PLYWOOD	CUM								55.44			0	5.87
	44152000	PALETS,PALETS(BOX,COLORS) AND OTHR LOAD BORDSOF WOOD	CUM							1	7.22			0	1.28
	48021010	HAND MADE PAPER	KGS											1	0.18
	48201090	OTHERS	KGS												
	49011010	PRINTED BOOKS	NOS											0	0.09
	52030000	COTTON CARDED OR COMBED	KGS							1	1.28				

TABLE V: State & ITCHS Code wise Inland Coasting Trade Statistics by Commodities (in Quantity and Value) for States/UTs of India : 2020-21

OUTWARD	ITEM CODE (ITCHS)	ITCHS Description	ITCHS Unit	1		2		3		4		5		6	
				Quantity	Value (in Rs. Cr)	Quantity	Value (in Rs. Cr)	Quantity	Value (in Rs. Cr)	Quantity	Value (in Rs. Cr)	Quantity	Value (in Rs. Cr)	Quantity	Value (in Rs. Cr)
				ANDAMAN & NICOBAR ISLANDS		Andhra Pradesh		Goa		Gujarat		Karnataka		Kerala	
				Quantity	Value (in Rs. Cr)	Quantity	Value (in Rs. Cr)	Quantity	Value (in Rs. Cr)	Quantity	Value (in Rs. Cr)	Quantity	Value (in Rs. Cr)	Quantity	Value (in Rs. Cr)
	53050040	COIR PITH	KGS							0	0.39			0	0.10
	56075040	NYLON ROPE	KGS											0	0.29
	56079090	OTHER TWINE,CORDAGE,ROPE AND CABLES	KGS											0	0.07
	62113200	OTHR GRMNTS OF CTN FOR MENS OR BOYS	NOS												
	63041940	BED SHEETS AND BED COVERS OF COTTON, HANDLOOM	NOS											0	0.01
	63051030	JUTE HESSIAN BAGS	KGS							6	2.52				
	64035119	OTHR ANKLE CVRD ALL LTHR SHOES	PRS												



TABLE V: State & ITCHS Code wise Inland Coasting Trade Statistics by Commodities (in Quantity and Value) for States/UTs of India : 2020-21

OUTWARD	ITEM CODE (ITCHS)	ITCHS Description	ITCHS Unit	1		2		3		4		5		6	
				Quantity	Value (in Rs. Cr)	Quantity	Value (in Rs. Cr)	Quantity	Value (in Rs. Cr)	Quantity	Value (in Rs. Cr)	Quantity	Value (in Rs. Cr)	Quantity	Value (in Rs. Cr)
				ANDAMAN & NICOBAR ISLANDS		Andhra Pradesh		Goa		Gujarat		Karnataka		Kerala	
				Quantity	Value (in Rs. Cr)	Quantity	Value (in Rs. Cr)	Quantity	Value (in Rs. Cr)	Quantity	Value (in Rs. Cr)	Quantity	Value (in Rs. Cr)	Quantity	Value (in Rs. Cr)
	65061010	SPD GLS WELDNG HLMTS/OTHR HLMTS MEANT FOR INDUSTRIAL USE	NOS												
	68159920	SANITAY WARES, KITCHEN WARES AND OTHER MADE UP ARTICLES OF FLY ASH	KGS							0	0.02				
	69010030	TILES	TON							0	0.49				
	69022020	BRICKS AND SHAPES, HIGH ALUMINA	TON							0	0.82				
	69022040	SILICON CARBIDE BRICKS AND SHAPES	TON							0	0.99				

TABLE V: State & ITCHS Code wise Inland Coasting Trade Statistics by Commodities (in Quantity and Value) for States/UTs of India : 2020-21

OUTWARD	ITEM CODE (ITCHS)	ITCHS Description	ITCHS Unit	1		2		3		4		5		6	
				Quantity	Value (in Rs. Cr)	Quantity	Value (in Rs. Cr)	Quantity	Value (in Rs. Cr)	Quantity	Value (in Rs. Cr)	Quantity	Value (in Rs. Cr)	Quantity	Value (in Rs. Cr)
				ANDAMAN & NICOBAR ISLANDS		Andhra Pradesh		Goa		Gujarat		Karnataka		Kerala	
				Quantity	Value (in Rs. Cr)	Quantity	Value (in Rs. Cr)	Quantity	Value (in Rs. Cr)	Quantity	Value (in Rs. Cr)	Quantity	Value (in Rs. Cr)	Quantity	Value (in Rs. Cr)
	69039010	ZIRCON/ZIRCON-MULLITE REFRACTORIES	TON							0	0.98			0	5.42
	69051000	ROOFING TILES	TON												
	70010090	OTHR WSTE AND SCRPF OF GLS	KGS							5	0.23				
	70049019	OTHR WND GLS OTHR DRN AND BLN GLS	SQM							0	0.57			0	0.09
	70051090	OTHR NON-WIRED GLS HVG ABSRBNT RFLTNG LYER	SQM							0	0.06				
	70139900	OTHR THN GLA STATUES OF LEAD CRYSTALS	KGS							0	0.02				
	72029990	OTHERS	KGS							1	0.72				

TABLE V: State & ITCHS Code wise Inland Coasting Trade Statistics by Commodities (in Quantity and Value) for States/UTs of India : 2020-21

OUTWARD	ITEM CODE (ITCHS)	ITCHS Description	ITCHS Unit	1		2		3		4		5		6	
				Quantity	Value (in Rs. Cr)	Quantity	Value (in Rs. Cr)	Quantity	Value (in Rs. Cr)	Quantity	Value (in Rs. Cr)	Quantity	Value (in Rs. Cr)	Quantity	Value (in Rs. Cr)
				ANDAMAN & NICOBAR ISLANDS		Andhra Pradesh		Goa		Gujarat		Karnataka		Kerala	
				Quantity	Value (in Rs. Cr)	Quantity	Value (in Rs. Cr)	Quantity	Value (in Rs. Cr)	Quantity	Value (in Rs. Cr)	Quantity	Value (in Rs. Cr)	Quantity	Value (in Rs. Cr)
	72044900	OTHER WASTE AND SCRAP	KGS							2	0.60				
	72141090	OTHER FORGED BARS AND RODS	KGS							1	0.25				
	72262011	HOT ROLLED IN COILS	KGS							1	0.56			1	0.44
	72282000	OTHER BARS ANDRODS OF SILICO MANGANESE STEEL	KGS												
	73063090	OTHER,WELDED,OF CIRCULAR CROSS-SECTION, MADE UP OF NON-ALLY STEEL TUBE/PIPES	KGS												0.15

TABLE V: State & ITCHS Code wise Inland Coasting Trade Statistics by Commodities (in Quantity and Value) for States/UTs of India : 2020-21

OUTWARD	ITEM CODE (ITCHS)	ITCHS Description	ITCHS Unit	1		2		3		4		5		6	
				Quantity	Value (in Rs. Cr)	Quantity	Value (in Rs. Cr)	Quantity	Value (in Rs. Cr)	Quantity	Value (in Rs. Cr)	Quantity	Value (in Rs. Cr)	Quantity	Value (in Rs. Cr)
				ANDAMAN & NICOBAR ISLANDS		Andhra Pradesh		Goa		Gujarat		Karnataka		Kerala	
				Quantity	Value (in Rs. Cr)	Quantity	Value (in Rs. Cr)	Quantity	Value (in Rs. Cr)	Quantity	Value (in Rs. Cr)	Quantity	Value (in Rs. Cr)	Quantity	Value (in Rs. Cr)
	73102990	OTHERS	KGS												
	73121010	WIRE ROPES, BLACK	KGS												
	73151290	OTHER ARTICULATED LINK CHAIN	KGS						0	1					
	73241000	SINKS AND WASH BASINS OF STAINLESS STEEL	NOS						0	0.16					
	73269080	PARTS OFSHIPS, FLOATING STRUCTURE AND VESSELS (INCL RUDDER, STEERING ETC)	KGS						0	0.03				0	6.12
	73269099	ALL OTHER ARTICLES OF	KGS						2	0.66					

TABLE V: State & ITCHS Code wise Inland Coasting Trade Statistics by Commodities (in Quantity and Value) for States/UTs of India : 2020-21

OUTWARD	ITEM CODE (ITCHS)	ITCHS Description	ITCHS Unit	1		2		3		4		5		6	
				Quantity	Value (in Rs. Cr)	Quantity	Value (in Rs. Cr)	Quantity	Value (in Rs. Cr)	Quantity	Value (in Rs. Cr)	Quantity	Value (in Rs. Cr)	Quantity	Value (in Rs. Cr)
				ANDAMAN & NICOBAR ISLANDS		Andhra Pradesh		Goa		Gujarat		Karnataka		Kerala	
				Quantity	Value (in Rs. Cr)	Quantity	Value (in Rs. Cr)	Quantity	Value (in Rs. Cr)	Quantity	Value (in Rs. Cr)	Quantity	Value (in Rs. Cr)	Quantity	Value (in Rs. Cr)
		IRON/STEEL NES OTHER STEERING OR RUDDER EQUIPMENT FOR SHIPS AND BOATS, N.E.S.													
	76011090	OTHER ALUMINIUM-NOT ALLOYED	KGS							0	0.86			0	0.16
	76042910	HRD DRWN BARE ALMNM CONDCTRS STL RE-INFRCD	KGS							2	3.54				
	84133030	WATER PUMP	NOS											0	0.02
	84138190	OTHERS	NOS												
	84182100	COMPRESSION-TYPE REFRIGERATORS,HOUSE	NOS											0	0.08

TABLE V: State & ITCHS Code wise Inland Coasting Trade Statistics by Commodities (in Quantity and Value) for States/UTs of India : 2020-21

OUTWARD	ITEM CODE (ITCHS)	ITCHS Description	ITCHS Unit	1		2		3		4		5		6	
				Quantity	Value (in Rs. Cr)	Quantity	Value (in Rs. Cr)	Quantity	Value (in Rs. Cr)	Quantity	Value (in Rs. Cr)	Quantity	Value (in Rs. Cr)	Quantity	Value (in Rs. Cr)
				ANDAMAN & NICOBAR ISLANDS		Andhra Pradesh		Goa		Gujarat		Karnataka		Kerala	
				Quantity	Value (in Rs. Cr)	Quantity	Value (in Rs. Cr)	Quantity	Value (in Rs. Cr)	Quantity	Value (in Rs. Cr)	Quantity	Value (in Rs. Cr)	Quantity	Value (in Rs. Cr)
		HOLD													
	84198190	OTHR MACHINRY,PLANT AND EQUIPMENT FOR MAKINGHOT DRINKS OR FOR COOKING/HEATING FOOD	NOS							0	3.00				
	84213990	OTHERS	NOS											0	0.01
	84219900	OTHR PARTS OF FLTRNG/PURFYNG MCHNRY	NOS							0	0.01				
	84241000	FIRE EXTINGUISHERS,W/N CHARGED	NOS												

TABLE V: State & ITCHS Code wise Inland Coasting Trade Statistics by Commodities (in Quantity and Value) for States/UTs of India : 2020-21

OUTWARD	ITEM CODE (ITCHS)	ITCHS Description	ITCHS Unit	1		2		3		4		5		6	
				ANDAMAN & NICOBAR ISLANDS		Andhra Pradesh		Goa		Gujarat		Karnataka		Kerala	
				Quantity	Value (in Rs. Cr)	Quantity	Value (in Rs. Cr)	Quantity	Value (in Rs. Cr)	Quantity	Value (in Rs. Cr)	Quantity	Value (in Rs. Cr)	Quantity	Value (in Rs. Cr)
	84439951	INK CARTRIDGES WITH PRINT HEAD ASSEMBLY	NOS												
	84501900	OTHR MCHNS OF A DRY LINN CPCTY<=10 KG	NOS												
	84593910	VERTICAL TRNING OR BORING	NOS												0.08
	84713010	PERSONAL COMPUTER (LAPTOP,PALMTOP,ETC)	NOS						0	1.56				0	0.02
	84715000	DIGITL PROCESNG UNITS EXCL OF SUB HDNGS 847141 AND 847149,WH/NOT CONT ONE/TWO TYPS OF UNI,LIKE	NOS												

TABLE V: State & ITCHS Code wise Inland Coasting Trade Statistics by Commodities (in Quantity and Value) for States/UTs of India : 2020-21

OUTWARD	ITEM CODE (ITCHS)	ITCHS Description	ITCHS Unit	1		2		3		4		5		6	
				Quantity	Value (in Rs. Cr)	Quantity	Value (in Rs. Cr)	Quantity	Value (in Rs. Cr)	Quantity	Value (in Rs. Cr)	Quantity	Value (in Rs. Cr)	Quantity	Value (in Rs. Cr)
				ANDAMAN & NICOBAR ISLANDS		Andhra Pradesh		Goa		Gujarat		Karnataka		Kerala	
				Quantity	Value (in Rs. Cr)	Quantity	Value (in Rs. Cr)	Quantity	Value (in Rs. Cr)	Quantity	Value (in Rs. Cr)	Quantity	Value (in Rs. Cr)	Quantity	Value (in Rs. Cr)
		STORG/INPUT/OUTPUT UNI													
	84796000	EVAPORATIVE AIR COOLERS	NOS											0	0.05
	84799090	PRTS OF OTHR MCHNRY AND MCHNCL APPLNCS,HVNG INDVDL FUNCTNS	KGS						0	0.54				0	0.21
	84849000	OTHR GASKETS AND SMLR JOINTS OF METAL	KGS												
	84879000	OTHR MCANRY PARTS OF HEADING 8485	KGS												
	85011019	OTHER MOTOR WTH OUTPUT <=37.5 W	NOS											0	0.01



TABLE V: State & ITCHS Code wise Inland Coasting Trade Statistics by Commodities (in Quantity and Value) for States/UTs of India : 2020-21

OUTWARD	ITEM CODE (ITCHS)	ITCHS Description	ITCHS Unit	1		2		3		4		5		6	
				Quantity	Value (in Rs. Cr)	Quantity	Value (in Rs. Cr)	Quantity	Value (in Rs. Cr)	Quantity	Value (in Rs. Cr)	Quantity	Value (in Rs. Cr)	Quantity	Value (in Rs. Cr)
				ANDAMAN & NICOBAR ISLANDS		Andhra Pradesh		Goa		Gujarat		Karnataka		Kerala	
				Quantity	Value (in Rs. Cr)	Quantity	Value (in Rs. Cr)	Quantity	Value (in Rs. Cr)	Quantity	Value (in Rs. Cr)	Quantity	Value (in Rs. Cr)	Quantity	Value (in Rs. Cr)
	85030090	PARTS OF OTHR ROTATING ELECTRC PLANTS	NOS											0	0.03
	85061000	PRIMARY CELLS AND PRIMARY BATTERIES OF MANGANESE DIOXIDE OF AN EXTRNL VOLUME <= 300CC	NOS												
	85094090	OTHERS(E.G.FRUIT JUICE EXTRCTRS)	NOS							0	0.48				
	85177090	OTHR PARTS OF TELEPHONC/TELEGRPHC APPARTS	KGS							0	0.01				
	85369090	OTHER	NOS							1	1.78				

TABLE V: State & ITCHS Code wise Inland Coasting Trade Statistics by Commodities (in Quantity and Value) for States/UTs of India : 2020-21

OUTWARD	ITEM CODE (ITCHS)	ITCHS Description	ITCHS Unit	1		2		3		4		5		6	
				Quantity	Value (in Rs. Cr)	Quantity	Value (in Rs. Cr)	Quantity	Value (in Rs. Cr)	Quantity	Value (in Rs. Cr)	Quantity	Value (in Rs. Cr)	Quantity	Value (in Rs. Cr)
				ANDAMAN & NICOBAR ISLANDS		Andhra Pradesh		Goa		Gujarat		Karnataka		Kerala	
				Quantity	Value (in Rs. Cr)	Quantity	Value (in Rs. Cr)	Quantity	Value (in Rs. Cr)	Quantity	Value (in Rs. Cr)	Quantity	Value (in Rs. Cr)	Quantity	Value (in Rs. Cr)
	85393190	OTHR FLUORESCENT,HOT CATHODE	NOS												
	85414011	SOLAR CELLS, NOT ASSEMBLED	NOS												
	85441920	PLASTIC INSULATED WINDING WIRE	MTR												
	87082900	OTHR PRTS AND ACCSSRS OF BODIES(INCL CABS)	KGS							0	0.18				
	98059000	OTHERS	KGS							0	0.11			689	836.84
	99999998	UNSPECIFIED ITEMS	NA				19.29								

TABLE V: State & ITCHS Code wise Inland Coasting Trade Statistics by Commodities (in Quantity and Value) for States/UTs of India : 2020-21

OUTWARD	ITEM CODE (ITCHS)	ITCHS Description	ITCHS Unit	1		2		3		4		5		6	
				Quantity	Value (in Rs. Cr)	Quantity	Value (in Rs. Cr)	Quantity	Value (in Rs. Cr)	Quantity	Value (in Rs. Cr)	Quantity	Value (in Rs. Cr)	Quantity	Value (in Rs. Cr)
MAHARASHTRA				ANDAMAN & NICOBAR ISLANDS		Andhra Pradesh		Goa		Gujarat		Karnataka		Kerala	
	23099090	OTHER PREPARATIONS OF ANIMAL FEEDING	KGS							1645	493.48				
	26011111	60% FE OR MORE BUT BELOW 62% FE	KGS												
	27075000	OTH ARMTTC HYDCRBN MXTRS OF WHICH 65 PRCNT OR MORE BY VL (INCLDNG LOSSES) DISTLS AT 250 DGR.C. BY ISO 3405 (ASTM D 86 METHOD)	KGS							6705	2182.24				
	27090000	PETROLEUM OILS AND OILS OBTAINED FROM BITUMINOUS MINERALS	MTS			1	342.37			2	431.98	0	45.96		

TABLE V: State & ITCHS Code wise Inland Coasting Trade Statistics by Commodities (in Quantity and Value) for States/UTs of India : 2020-21

OUTWARD	ITEM CODE (ITCHS)	ITCHS Description	ITCHS Unit	1		2		3		4		5		6	
				Quantity	Value (in Rs. Cr)	Quantity	Value (in Rs. Cr)	Quantity	Value (in Rs. Cr)	Quantity	Value (in Rs. Cr)	Quantity	Value (in Rs. Cr)	Quantity	Value (in Rs. Cr)
				ANDAMAN & NICOBAR ISLANDS		Andhra Pradesh		Goa		Gujarat		Karnataka		Kerala	
				Quantity	Value (in Rs. Cr)	Quantity	Value (in Rs. Cr)	Quantity	Value (in Rs. Cr)	Quantity	Value (in Rs. Cr)	Quantity	Value (in Rs. Cr)	Quantity	Value (in Rs. Cr)
		CRUDE													
	27101241	MOTOR GASOLINE CONFORMING TO STANDARD IS 2796	MTS					0	83.15	1	238.90			0	88.88
	27101920	AVIATION TURBINE FUEL (ATF)	MTS							1	418.59				
	27101943	LIGHT DIESEL OIL CONFORMING TO STANDARD IS 15770	MTS			0	23.90								
	27101949	HIGH FLASH HIGH SPEED DIESEL FUEL CONFORMING TO STANDARD IS 16861	MTS			0	22.87	0	3438.74	2	1016.66		89.08	0	122.46

TABLE V: State & ITCHS Code wise Inland Coasting Trade Statistics by Commodities (in Quantity and Value) for States/UTs of India : 2020-21

OUTWARD	ITEM CODE (ITCHS)	ITCHS Description	ITCHS Unit	1		2		3		4		5		6	
				Quantity	Value (in Rs. Cr)	Quantity	Value (in Rs. Cr)	Quantity	Value (in Rs. Cr)	Quantity	Value (in Rs. Cr)	Quantity	Value (in Rs. Cr)	Quantity	Value (in Rs. Cr)
				ANDAMAN & NICOBAR ISLANDS		Andhra Pradesh		Goa		Gujarat		Karnataka		Kerala	
				Quantity	Value (in Rs. Cr)	Quantity	Value (in Rs. Cr)	Quantity	Value (in Rs. Cr)	Quantity	Value (in Rs. Cr)	Quantity	Value (in Rs. Cr)	Quantity	Value (in Rs. Cr)
	27101951	GRADE LV	MTS			1	183.52	0	26.40				82.20	2	395.45
	27101971	BASE OIL	MTS												
	27101978	OTHER LUBRICATING OIL, CONFORMING TO ANY OTHER BIS STANDARD	MTS												
	28043000	NITROGEN	KGS												
	28271000	AMMONIUM CHLORIDE	KGS												
	28369920	MAGNESIUM CARBONATE (EXCL NATURAL)	KGS												

TABLE V: State & ITCHS Code wise Inland Coasting Trade Statistics by Commodities (in Quantity and Value) for States/UTs of India : 2020-21

OUTWARD	ITEM CODE (ITCHS)	ITCHS Description	ITCHS Unit	1		2		3		4		5		6	
				Quantity	Value (in Rs. Cr)	Quantity	Value (in Rs. Cr)	Quantity	Value (in Rs. Cr)	Quantity	Value (in Rs. Cr)	Quantity	Value (in Rs. Cr)	Quantity	Value (in Rs. Cr)
				ANDAMAN & NICOBAR ISLANDS		Andhra Pradesh		Goa		Gujarat		Karnataka		Kerala	
				Quantity	Value (in Rs. Cr)	Quantity	Value (in Rs. Cr)	Quantity	Value (in Rs. Cr)	Quantity	Value (in Rs. Cr)	Quantity	Value (in Rs. Cr)	Quantity	Value (in Rs. Cr)
	38151100	SUPPRTD CATALYSTS WTH NICKEL/NICKEL CMPNDS	KGS												
	68101190	OTHER	KGS												
	73241000	SINKS AND WASH BASINS OF STAINLESS STEEL	NOS												
	82052000	HAMMERS AND SLEDGE HAMMERS	NOS							0	0.01				
	84213990	OTHERS	NOS							0	2.95				
	85340000	PRINTED CIRCUITS	NOS												
	85439000	PARTS OF ARTICLES OF HEADING 8543	KGS			0	0.05								

TABLE V: State & ITCHS Code wise Inland Coasting Trade Statistics by Commodities (in Quantity and Value) for States/UTs of India : 2020-21

OUTWARD	ITEM CODE (ITCHS)	ITCHS Description	ITCHS Unit	1		2		3		4		5		6	
				Quantity	Value (in Rs. Cr)	Quantity	Value (in Rs. Cr)	Quantity	Value (in Rs. Cr)	Quantity	Value (in Rs. Cr)	Quantity	Value (in Rs. Cr)	Quantity	Value (in Rs. Cr)
				ANDAMAN & NICOBAR ISLANDS		Andhra Pradesh		Goa		Gujarat		Karnataka		Kerala	
	86090000	CONTAINERS SPECIALLY DESIGNED ANDEQUIPPED FOR CARRIAGE BY ONE/MORE MODES OF TRNSPORT	NOS							0	884.19				
	89019000	OTHR VSSLS FOR TRNSPRT OF GOODS AND OTHR VSSLS FOR TRNSPRT OF PERSONS AND GOODS	NOS												
ODISSA	25061010	QUARTZ, LUMPS	KGS							18	7.30				
	26011111	60% FE OR MORE BUT BELOW 62% FE	KGS			550	82.50								

TABLE V: State & ITCHS Code wise Inland Coasting Trade Statistics by Commodities (in Quantity and Value) for States/UTs of India : 2020-21

OUTWARD	ITEM CODE (ITCHS)	ITCHS Description	ITCHS Unit	1		2		3		4		5		6	
				Quantity	Value (in Rs. Cr)	Quantity	Value (in Rs. Cr)	Quantity	Value (in Rs. Cr)	Quantity	Value (in Rs. Cr)	Quantity	Value (in Rs. Cr)	Quantity	Value (in Rs. Cr)
				ANDAMAN & NICOBAR ISLANDS		Andhra Pradesh		Goa		Gujarat		Karnataka		Kerala	
				Quantity	Value (in Rs. Cr)	Quantity	Value (in Rs. Cr)	Quantity	Value (in Rs. Cr)	Quantity	Value (in Rs. Cr)	Quantity	Value (in Rs. Cr)	Quantity	Value (in Rs. Cr)
	26011139	65% FE AND ABOVE	KGS												
	27011910	COKING COAL	MTS												
	27075000	OTH ARMTIC HYDCRBN MXTRS OF WHICH 65 PRCNT OR MORE BY VL (INCLDNG LOSSES) DISTLS AT 250 DGR.C. BY ISO 3405 (ASTM D 86 METHOD)	KGS			120	31.28	238	61.75			496	129.05		
	27101241	MOTOR GASOLINE CONFORMING TO STANDARD IS 2796	MTS	0	66.46	2	695.33			0	3.22	1	247.67		
	27101920	AVIATION TURBINE FUEL	MTS	0	27.96		59.1		25.03	0	57.95				



TABLE V: State & ITCHS Code wise Inland Coasting Trade Statistics by Commodities (in Quantity and Value) for States/UTs of India : 2020-21

OUTWARD	ITEM CODE (ITCHS)	ITCHS Description	ITCHS Unit	1		2		3		4		5		6	
				Quantity	Value (in Rs. Cr)	Quantity	Value (in Rs. Cr)	Quantity	Value (in Rs. Cr)	Quantity	Value (in Rs. Cr)	Quantity	Value (in Rs. Cr)	Quantity	Value (in Rs. Cr)
				ANDAMAN & NICOBAR ISLANDS		Andhra Pradesh		Goa		Gujarat		Karnataka		Kerala	
		(ATF)					8								
	27101932	KEROSENE CONFORMING TO STANDARD IS 1459	MTS						5.46						
	27101949	HIGH FLASH HIGH SPEED DIESEL FUEL CONFORMING TO STANDARD IS 16861	MTS	1	520.34	3	92.33		106.92	1	393.91	1	668.44	0	127.22
	27101951	GRADE LV	MTS							0	11.42	0	10.87	0	12.52
	68101190	OTHER	KGS												
	72262011	HOT ROLLED IN COILS	KGS							0	0.22				
	73241000	SINKS AND WASH	NOS							0	0.16				

TABLE V: State & ITCHS Code wise Inland Coasting Trade Statistics by Commodities (in Quantity and Value) for States/UTs of India : 2020-21

OUTWARD	ITEM CODE (ITCHS)	ITCHS Description	ITCHS Unit	1		2		3		4		5		6	
				Quantity	Value (in Rs. Cr)	Quantity	Value (in Rs. Cr)	Quantity	Value (in Rs. Cr)	Quantity	Value (in Rs. Cr)	Quantity	Value (in Rs. Cr)	Quantity	Value (in Rs. Cr)
				ANDAMAN & NICOBAR ISLANDS		Andhra Pradesh		Goa		Gujarat		Karnataka		Kerala	
				Quantity	Value (in Rs. Cr)	Quantity	Value (in Rs. Cr)	Quantity	Value (in Rs. Cr)	Quantity	Value (in Rs. Cr)	Quantity	Value (in Rs. Cr)	Quantity	Value (in Rs. Cr)
		BASINS OF STAINLESS STEEL													
	86090000	CONTAINERS SPECIALLY DESIGNED ANDEQUIPPED FOR CARRIAGE BY ONE/MORE MODES OF TRNSPORT	NOS	2.73	63.26										
PODUCHERY	25232910	ORDINARY PORTLAND CEMENT, DRY	KGS												
	27090000	PETROLEUM OILS AND OILS OBTAINED FROM BITUMINOUS MINERALS CRUDE	MTS												

TABLE V: State & ITCHS Code wise Inland Coasting Trade Statistics by Commodities (in Quantity and Value) for States/UTs of India : 2020-21

OUTWARD	ITEM CODE (ITCHS)	ITCHS Description	ITCHS Unit	1		2		3		4		5		6	
				Quantity	Value (in Rs. Cr)	Quantity	Value (in Rs. Cr)	Quantity	Value (in Rs. Cr)	Quantity	Value (in Rs. Cr)	Quantity	Value (in Rs. Cr)	Quantity	Value (in Rs. Cr)
				ANDAMAN & NICOBAR ISLANDS		Andhra Pradesh		Goa		Gujarat		Karnataka		Kerala	
				Quantity	Value (in Rs. Cr)	Quantity	Value (in Rs. Cr)	Quantity	Value (in Rs. Cr)	Quantity	Value (in Rs. Cr)	Quantity	Value (in Rs. Cr)	Quantity	Value (in Rs. Cr)
TAMILNADU	04072900	FRESH EGGS OF OTHER BIRDS	KGS	0	0.07										
	07108090	OTHER VEGETABLES, FROZN	KGS												
	07139090	OTHER OF HDG. 071390	KGS												
	10019910	WHEAT	KGS			12	3.29								
	10051000	MAIZE SEED	KGS											2	0.31
	10061090	OTHR RICE IN HUSK	KGS											1	0.33
	11052000	FLAKES OF POTATOES	KGS												
	15121990	OTHERSUNFLWR ANDSAFFLWR OIL EXCLD EDIBLE/ NON-EDBLE	KGS												

TABLE V: State & ITCHS Code wise Inland Coasting Trade Statistics by Commodities (in Quantity and Value) for States/UTs of India : 2020-21

OUTWARD	ITEM CODE (ITCHS)	ITCHS Description	ITCHS Unit	1		2		3		4		5		6	
				Quantity	Value (in Rs. Cr)	Quantity	Value (in Rs. Cr)	Quantity	Value (in Rs. Cr)	Quantity	Value (in Rs. Cr)	Quantity	Value (in Rs. Cr)	Quantity	Value (in Rs. Cr)
				ANDAMAN & NICOBAR ISLANDS		Andhra Pradesh		Goa		Gujarat		Karnataka		Kerala	
				Quantity	Value (in Rs. Cr)	Quantity	Value (in Rs. Cr)	Quantity	Value (in Rs. Cr)	Quantity	Value (in Rs. Cr)	Quantity	Value (in Rs. Cr)	Quantity	Value (in Rs. Cr)
		GRADE													
	15180039	OTHR VEG OIL AND ITS FATS EXCLDEDBLE GRADE	KGS			69	41.16								
	18069010	CHOCOLATE AND CHOCOLATE PRDCTS	KGS												
	22011010	MINERAL WATERS	LTR												
	24011090	OTHER TOBACCO NO STEMMD/STRIPPED	KGS												
	25010010	COMMON SALT(INCL. IODISED SALT)	KGS												
	25010090	OTHER SALTS	KGS			0	0.04								

TABLE V: State & ITCHS Code wise Inland Coasting Trade Statistics by Commodities (in Quantity and Value) for States/UTs of India : 2020-21

OUTWARD	ITEM CODE (ITCHS)	ITCHS Description	ITCHS Unit	1		2		3		4		5		6	
				Quantity	Value (in Rs. Cr)	Quantity	Value (in Rs. Cr)	Quantity	Value (in Rs. Cr)	Quantity	Value (in Rs. Cr)	Quantity	Value (in Rs. Cr)	Quantity	Value (in Rs. Cr)
				ANDAMAN & NICOBAR ISLANDS		Andhra Pradesh		Goa		Gujarat		Karnataka		Kerala	
				Quantity	Value (in Rs. Cr)	Quantity	Value (in Rs. Cr)	Quantity	Value (in Rs. Cr)	Quantity	Value (in Rs. Cr)	Quantity	Value (in Rs. Cr)	Quantity	Value (in Rs. Cr)
	25059000	OTHER NATRL SANDS NES	KGS												
	25081010	CRUDE BENTONITE (UNPROCESSED)	KGS												
	25084090	OTHER CLAYS, NES	KGS												
	25090000	CHALK	KGS												
	25161200	GRANITE MERELY CUT INTO BLOCK/SLABS OF RECTANGULAR (INCL SQR) SHAPE	KGS												
	25174900	OTHR GRANULES CHIPPINGS AND PWDR OF STONES OF HDG NO	KGS	55	0.47										

TABLE V: State & ITCHS Code wise Inland Coasting Trade Statistics by Commodities (in Quantity and Value) for States/UTs of India : 2020-21

OUTWARD	ITEM CODE (ITCHS)	ITCHS Description	ITCHS Unit	1		2		3		4		5		6	
				Quantity	Value (in Rs. Cr)	Quantity	Value (in Rs. Cr)	Quantity	Value (in Rs. Cr)	Quantity	Value (in Rs. Cr)	Quantity	Value (in Rs. Cr)	Quantity	Value (in Rs. Cr)
				ANDAMAN & NICOBAR ISLANDS		Andhra Pradesh		Goa		Gujarat		Karnataka		Kerala	
				Quantity	Value (in Rs. Cr)	Quantity	Value (in Rs. Cr)	Quantity	Value (in Rs. Cr)	Quantity	Value (in Rs. Cr)	Quantity	Value (in Rs. Cr)	Quantity	Value (in Rs. Cr)
		2515/2516 W/N HEAT-TREATED													
	25191000	NATURAL MAGNESIUM CARBONATE(MAGNESITE)	KGS												
	25202090	PLASTERS OTHER THAN CALCINED	KGS												
	25232910	ORDINARY PORTLAND CEMENT, DRY	KGS	3	0.19										
	25301090	OTHER VERMICULITE,PERLITE AND CALORITS UNEXPANDED (INCLUDING POWDER)	KGS												

TABLE V: State & ITCHS Code wise Inland Coasting Trade Statistics by Commodities (in Quantity and Value) for States/UTs of India : 2020-21

OUTWARD	ITEM CODE (ITCHS)	ITCHS Description	ITCHS Unit	1		2		3		4		5		6	
				Quantity	Value (in Rs. Cr)	Quantity	Value (in Rs. Cr)	Quantity	Value (in Rs. Cr)	Quantity	Value (in Rs. Cr)	Quantity	Value (in Rs. Cr)	Quantity	Value (in Rs. Cr)
				ANDAMAN & NICOBAR ISLANDS		Andhra Pradesh		Goa		Gujarat		Karnataka		Kerala	
				Quantity	Value (in Rs. Cr)	Quantity	Value (in Rs. Cr)	Quantity	Value (in Rs. Cr)	Quantity	Value (in Rs. Cr)	Quantity	Value (in Rs. Cr)	Quantity	Value (in Rs. Cr)
	27011910	COKING COAL	MTS												
	27101241	MOTOR GASOLINE CONFORMING TO STANDARD IS 2796	MTS			1	302.16								
	27101932	KEROSENE CONFORMING TO STANDARD IS 1459	MTS												
	27101949	HIGH FLASH HIGH SPEED DIESEL FUEL CONFORMING TO STANDARD IS 16861	MTS			1	453.13							0	43.42
	27101951	GRADE LV	MTS	0	0.28										
	27101971	BASE OIL	MTS												

TABLE V: State & ITCHS Code wise Inland Coasting Trade Statistics by Commodities (in Quantity and Value) for States/UTs of India : 2020-21

OUTWARD	ITEM CODE (ITCHS)	ITCHS Description	ITCHS Unit	1		2		3		4		5		6	
				Quantity	Value (in Rs. Cr)	Quantity	Value (in Rs. Cr)	Quantity	Value (in Rs. Cr)	Quantity	Value (in Rs. Cr)	Quantity	Value (in Rs. Cr)	Quantity	Value (in Rs. Cr)
				ANDAMAN & NICOBAR ISLANDS		Andhra Pradesh		Goa		Gujarat		Karnataka		Kerala	
				Quantity	Value (in Rs. Cr)	Quantity	Value (in Rs. Cr)	Quantity	Value (in Rs. Cr)	Quantity	Value (in Rs. Cr)	Quantity	Value (in Rs. Cr)	Quantity	Value (in Rs. Cr)
	27101978	OTHER LUBRICATING OIL, CONFORMING TO ANY OTHER BIS STANDARD	MTS												
	27101990	OTHER PETROLEUM OILS AND OILS OBTAINED FROM BITUMINOUS MINERALS NES	MTS												
	27129030	SLACK WAX	KGS												
	27129090	OTHER WAXES OBTAINED BY SYNTHESIS/OTHER PROCESS W/N COLOURED NES	KGS												



TABLE V: State & ITCHS Code wise Inland Coasting Trade Statistics by Commodities (in Quantity and Value) for States/UTs of India : 2020-21

OUTWARD	ITEM CODE (ITCHS)	ITCHS Description	ITCHS Unit	1		2		3		4		5		6	
				Quantity	Value (in Rs. Cr)	Quantity	Value (in Rs. Cr)	Quantity	Value (in Rs. Cr)	Quantity	Value (in Rs. Cr)	Quantity	Value (in Rs. Cr)	Quantity	Value (in Rs. Cr)
				ANDAMAN & NICOBAR ISLANDS		Andhra Pradesh		Goa		Gujarat		Karnataka		Kerala	
				Quantity	Value (in Rs. Cr)	Quantity	Value (in Rs. Cr)	Quantity	Value (in Rs. Cr)	Quantity	Value (in Rs. Cr)	Quantity	Value (in Rs. Cr)	Quantity	Value (in Rs. Cr)
	27149020	BITUMEN NATURAL	KGS	0	0.03										
	28030090	OTHER CARBON	KGS												
	28044090	OTHER OXYGEN	KGS												
	28182090	OTHER ALUMINIUM OXIDE	KGS												
	28271000	AMMONIUM CHLORIDE	KGS												
	28289011	BLEACHING PASTE OR POWDER OF SODIUM HYPOCHLORITES	KGS												
	28332910	FERROUS SULPHATE	KGS												
	28362010	DISODIUM CARBONATE DENSE	KGS												

TABLE V: State & ITCHS Code wise Inland Coasting Trade Statistics by Commodities (in Quantity and Value) for States/UTs of India : 2020-21

OUTWARD	ITEM CODE (ITCHS)	ITCHS Description	ITCHS Unit	1		2		3		4		5		6	
				Quantity	Value (in Rs. Cr)	Quantity	Value (in Rs. Cr)	Quantity	Value (in Rs. Cr)	Quantity	Value (in Rs. Cr)	Quantity	Value (in Rs. Cr)	Quantity	Value (in Rs. Cr)
				ANDAMAN & NICOBAR ISLANDS		Andhra Pradesh		Goa		Gujarat		Karnataka		Kerala	
				Quantity	Value (in Rs. Cr)	Quantity	Value (in Rs. Cr)	Quantity	Value (in Rs. Cr)	Quantity	Value (in Rs. Cr)	Quantity	Value (in Rs. Cr)	Quantity	Value (in Rs. Cr)
	28362090	OTHER DISODIUM CARBONATE	KGS												
	28369990	OTHER CARBONATES, NES	KGS												
	29024300	P-XYLENE	KGS												
	31059090	OTHER FERTILISERS N.E.S.	KGS	3	0.38										
	32091090	OTHR PAINTS BSD ON ACRYLC/VNYL POLYMR	KGS												
	32099090	OTHR PAINT VARNSHS (INCL ENML AND LAQURS) BSD ON OTHR SYNTHTIC POLYMERS ETC N.E.S.;	KGS												

TABLE V: State & ITCHS Code wise Inland Coasting Trade Statistics by Commodities (in Quantity and Value) for States/UTs of India : 2020-21

OUTWARD	ITEM CODE (ITCHS)	ITCHS Description	ITCHS Unit	1		2		3		4		5		6	
				Quantity	Value (in Rs. Cr)	Quantity	Value (in Rs. Cr)	Quantity	Value (in Rs. Cr)	Quantity	Value (in Rs. Cr)	Quantity	Value (in Rs. Cr)	Quantity	Value (in Rs. Cr)
				ANDAMAN & NICOBAR ISLANDS		Andhra Pradesh		Goa		Gujarat		Karnataka		Kerala	
				Quantity	Value (in Rs. Cr)	Quantity	Value (in Rs. Cr)	Quantity	Value (in Rs. Cr)	Quantity	Value (in Rs. Cr)	Quantity	Value (in Rs. Cr)	Quantity	Value (in Rs. Cr)
	34049090	OTHER ARTFCL WAXES AND PREPD WAXES NES.	KGS												
	38140010	ORGANIC COMPOSITE SOLVENTS AND THINNERS NES	KGS												
	40011010	PREVULCANISED NATRL RUBR LATEX	KGS												
	40021990	OTHERS SYNTHETIC RUBR AND PACTICE DRVD FROM OILS IN PRMRY FORMS/IN PLTS SHTS ETC MXTRS EXCL. LATEX	KGS												
	40111090	OTHER TYRES USED ON	NOS	0	0.01										

TABLE V: State & ITCHS Code wise Inland Coasting Trade Statistics by Commodities (in Quantity and Value) for States/UTs of India : 2020-21

OUTWARD	ITEM CODE (ITCHS)	ITCHS Description	ITCHS Unit	1		2		3		4		5		6	
				Quantity	Value (in Rs. Cr)	Quantity	Value (in Rs. Cr)	Quantity	Value (in Rs. Cr)	Quantity	Value (in Rs. Cr)	Quantity	Value (in Rs. Cr)	Quantity	Value (in Rs. Cr)
				ANDAMAN & NICOBAR ISLANDS		Andhra Pradesh		Goa		Gujarat		Karnataka		Kerala	
				Quantity	Value (in Rs. Cr)	Quantity	Value (in Rs. Cr)	Quantity	Value (in Rs. Cr)	Quantity	Value (in Rs. Cr)	Quantity	Value (in Rs. Cr)	Quantity	Value (in Rs. Cr)
		MOTOR CARS (INCL STATION WAGONS AND RACING CARS).													
	42029900	OTHR SIMILAR CONTAINERS OF HDNG 4202	NOS												
	44072990	OTHER TROPICAL WOODS SAWN AND CHIPPED	CUM												
	44079990	OTHER TROPICAL WOODS SAWN AND CHIPPED	CUM												
	44091010	WOODEN PLANED/TONG	KGS												

TABLE V: State & ITCHS Code wise Inland Coasting Trade Statistics by Commodities (in Quantity and Value) for States/UTs of India : 2020-21

OUTWARD	ITEM CODE (ITCHS)	ITCHS Description	ITCHS Unit	1		2		3		4		5		6	
				Quantity	Value (in Rs. Cr)	Quantity	Value (in Rs. Cr)	Quantity	Value (in Rs. Cr)	Quantity	Value (in Rs. Cr)	Quantity	Value (in Rs. Cr)	Quantity	Value (in Rs. Cr)
				ANDAMAN & NICOBAR ISLANDS		Andhra Pradesh		Goa		Gujarat		Karnataka		Kerala	
				Quantity	Value (in Rs. Cr)	Quantity	Value (in Rs. Cr)	Quantity	Value (in Rs. Cr)	Quantity	Value (in Rs. Cr)	Quantity	Value (in Rs. Cr)	Quantity	Value (in Rs. Cr)
		VED/GROOVED/REBATE ETC BUT NOT MOULDED													
	48021010	HAND MADE PAPER	KGS	0	0.09										
	48201090	OTHERS	KGS												
	52051190	OTHERS	KGS												
	63051030	JUTE HESSIAN BAGS	KGS												
	63101020	COTTON RAGS,NEW OR USED	KGS												
	68069000	OTHER(MXTRS AND ARTCLS OF HEAT INSULATNG SOUND INSULATNG/ABSRBNG	KGS												

TABLE V: State & ITCHS Code wise Inland Coasting Trade Statistics by Commodities (in Quantity and Value) for States/UTs of India : 2020-21

OUTWARD	ITEM CODE (ITCHS)	ITCHS Description	ITCHS Unit	1		2		3		4		5		6	
				Quantity	Value (in Rs. Cr)	Quantity	Value (in Rs. Cr)	Quantity	Value (in Rs. Cr)	Quantity	Value (in Rs. Cr)	Quantity	Value (in Rs. Cr)	Quantity	Value (in Rs. Cr)
				ANDAMAN & NICOBAR ISLANDS		Andhra Pradesh		Goa		Gujarat		Karnataka		Kerala	
				Quantity	Value (in Rs. Cr)	Quantity	Value (in Rs. Cr)	Quantity	Value (in Rs. Cr)	Quantity	Value (in Rs. Cr)	Quantity	Value (in Rs. Cr)	Quantity	Value (in Rs. Cr)
		MNRL MATRLS)													
	68091900	OTHER BOARDS SHEETS PANELS ETC NON ORNMNTD	KGS												
	69010030	TILES	TON												
	72044900	OTHER WASTE AND SCRAP	KGS												
	72141090	OTHER FORGED BARS AND RODS	KGS	19	7.78										
	72155010	MILD STEEL BRIGHT BAR	KGS	1	0.31										
	72282000	OTHER BARS ANDRODS OF SILICO MANGANESE STEEL	KGS												

TABLE V: State & ITCHS Code wise Inland Coasting Trade Statistics by Commodities (in Quantity and Value) for States/UTs of India : 2020-21

OUTWARD	ITEM CODE (ITCHS)	ITCHS Description	ITCHS Unit	1		2		3		4		5		6	
				Quantity	Value (in Rs. Cr)	Quantity	Value (in Rs. Cr)	Quantity	Value (in Rs. Cr)	Quantity	Value (in Rs. Cr)	Quantity	Value (in Rs. Cr)	Quantity	Value (in Rs. Cr)
				ANDAMAN & NICOBAR ISLANDS		Andhra Pradesh		Goa		Gujarat		Karnataka		Kerala	
				Quantity	Value (in Rs. Cr)	Quantity	Value (in Rs. Cr)	Quantity	Value (in Rs. Cr)	Quantity	Value (in Rs. Cr)	Quantity	Value (in Rs. Cr)	Quantity	Value (in Rs. Cr)
	73041110	TUBES AND PIPES	KGS												
	73089010	BEAMSCHANNELS,PILLARS AND GIRDERS PREPARED FOR IN STRUCTURES	NOS	0	0.26										
	73102920	TRUNKS AND SUITCASES	KGS												
	73121010	WIRE ROPES,BLACK	KGS												
	73181600	THREADED NUTS	KGS												
	73241000	SINKS AND WASH BASINS OF STAINLESS STEEL	NOS	1	0.66										
	73262090	OTHER ARTICLES OF	KGS	0	0.05										

TABLE V: State & ITCHS Code wise Inland Coasting Trade Statistics by Commodities (in Quantity and Value) for States/UTs of India : 2020-21

OUTWARD	ITEM CODE (ITCHS)	ITCHS Description	ITCHS Unit	1		2		3		4		5		6	
				Quantity	Value (in Rs. Cr)	Quantity	Value (in Rs. Cr)	Quantity	Value (in Rs. Cr)	Quantity	Value (in Rs. Cr)	Quantity	Value (in Rs. Cr)	Quantity	Value (in Rs. Cr)
				ANDAMAN & NICOBAR ISLANDS		Andhra Pradesh		Goa		Gujarat		Karnataka		Kerala	
				Quantity	Value (in Rs. Cr)	Quantity	Value (in Rs. Cr)	Quantity	Value (in Rs. Cr)	Quantity	Value (in Rs. Cr)	Quantity	Value (in Rs. Cr)	Quantity	Value (in Rs. Cr)
		IRON OR STEEL WIRE FOR OTHER USE													
	73269080	PARTS OFSHIPS,FLOATING STRUCTRE AND VESSELS (INCL RUDDER,STEERING ETC)	KGS												
	76071190	OTHER ALUMINIUM FOIL ROLL	KGS												
	76101000	DORS,WINDOWS,THER FRAME AND THRSGLDS FR DORS	KGS	0	0.15										
	84198190	OTHR MACHINRY,PLANT AND EQUIPMENT FOR	NOS												



TABLE V: State & ITCHS Code wise Inland Coasting Trade Statistics by Commodities (in Quantity and Value) for States/UTs of India : 2020-21

OUTWARD	ITEM CODE (ITCHS)	ITCHS Description	ITCHS Unit	1		2		3		4		5		6	
				Quantity	Value (in Rs. Cr)	Quantity	Value (in Rs. Cr)	Quantity	Value (in Rs. Cr)	Quantity	Value (in Rs. Cr)	Quantity	Value (in Rs. Cr)	Quantity	Value (in Rs. Cr)
				ANDAMAN & NICOBAR ISLANDS		Andhra Pradesh		Goa		Gujarat		Karnataka		Kerala	
				Quantity	Value (in Rs. Cr)	Quantity	Value (in Rs. Cr)	Quantity	Value (in Rs. Cr)	Quantity	Value (in Rs. Cr)	Quantity	Value (in Rs. Cr)	Quantity	Value (in Rs. Cr)
		MAKINGHOT DRINKS OR FOR COOKING/HEATING FOOD													
	84219900	OTHR PARTS OF FLTRNG/PURFYNG MCHNRY	NOS	0	0.06										
	84289090	OTHERS	NOS	0	0.85										
	84713010	PERSONAL COMPUTER (LAPTOP,PALMTOP,ETC)	NOS	0	0.40										
	84799090	PRTS OF OTHR MCHNRY AND MCHNCL APPLNCS,HVNG INDVDL FUNCTNS	KGS												

TABLE V: State & ITCHS Code wise Inland Coasting Trade Statistics by Commodities (in Quantity and Value) for States/UTs of India : 2020-21

OUTWARD	ITEM CODE (ITCHS)	ITCHS Description	ITCHS Unit	1		2		3		4		5		6	
				Quantity	Value (in Rs. Cr)	Quantity	Value (in Rs. Cr)	Quantity	Value (in Rs. Cr)	Quantity	Value (in Rs. Cr)	Quantity	Value (in Rs. Cr)	Quantity	Value (in Rs. Cr)
				ANDAMAN & NICOBAR ISLANDS		Andhra Pradesh		Goa		Gujarat		Karnataka		Kerala	
				Quantity	Value (in Rs. Cr)	Quantity	Value (in Rs. Cr)	Quantity	Value (in Rs. Cr)	Quantity	Value (in Rs. Cr)	Quantity	Value (in Rs. Cr)	Quantity	Value (in Rs. Cr)
	85030090	PARTS OF OTHR ROTATING ELECTRC PLANTS	NOS												
	85285200	OTH MONITORS CAPABLE OF DIRECTLY CONNECTING TO AND DESIGNED FOR USE WITH AN AUTOMATIC DATA PROCESSING MACHINE OF HEADING 8471	NOS												
	85361090	OTHERS	NOS												
	85414011	SOLAR CELLS, NOT ASSEMBLED	NOS												

TABLE V: State & ITCHS Code wise Inland Coasting Trade Statistics by Commodities (in Quantity and Value) for States/UTs of India : 2020-21

OUTWARD	ITEM CODE (ITCHS)	ITCHS Description	ITCHS Unit	1		2		3		4		5		6	
				Quantity	Value (in Rs. Cr)	Quantity	Value (in Rs. Cr)	Quantity	Value (in Rs. Cr)	Quantity	Value (in Rs. Cr)	Quantity	Value (in Rs. Cr)	Quantity	Value (in Rs. Cr)
				ANDAMAN & NICOBAR ISLANDS		Andhra Pradesh		Goa		Gujarat		Karnataka		Kerala	
				Quantity	Value (in Rs. Cr)	Quantity	Value (in Rs. Cr)	Quantity	Value (in Rs. Cr)	Quantity	Value (in Rs. Cr)	Quantity	Value (in Rs. Cr)	Quantity	Value (in Rs. Cr)
	86090000	CONTAINERS SPECIALLY DESIGNED ANDEQUIPPED FOR CARRIAGE BY ONE/MORE MODES OF TRNSPORT	NOS	0	1.80										
	87051000	CRANE LORRIES	NOS												
	87112029	MOTR CYCLWTH CYLNDR CPCTY >75 BT<=250 CC	NOS												
	96031000	BROOMS AND BRUSHES,CONSTNG OF TWIGS/OTHR VGTBL MTRLS BOUND TOGTHR,WTH/WTHT	NOS												

TABLE V: State & ITCHS Code wise Inland Coasting Trade Statistics by Commodities (in Quantity and Value) for States/UTs of India : 2020-21

OUTWARD	ITEM CODE (ITCHS)	ITCHS Description	ITCHS Unit	1		2		3		4		5		6	
				Quantity	Value (in Rs. Cr)	Quantity	Value (in Rs. Cr)	Quantity	Value (in Rs. Cr)	Quantity	Value (in Rs. Cr)	Quantity	Value (in Rs. Cr)	Quantity	Value (in Rs. Cr)
				ANDAMAN & NICOBAR ISLANDS		Andhra Pradesh		Goa		Gujarat		Karnataka		Kerala	
				Quantity	Value (in Rs. Cr)	Quantity	Value (in Rs. Cr)	Quantity	Value (in Rs. Cr)	Quantity	Value (in Rs. Cr)	Quantity	Value (in Rs. Cr)	Quantity	Value (in Rs. Cr)
		HNDLS													
	96170019	OTHR VACUUM VSSLS WTH CASES	KGS												
	98059000	OTHERS	KGS												
	99999998	UNSPECIFIED ITEMS	NA												
WEST BENGAL	07139090	OTHER OF HDG. 071390	KGS											0	0.26
	10051000	MAIZE SEED	KGS											36	7.30
	10061090	OTHR RICE IN HUSK	KGS						5	1.66				574	228.09
	26011139	65% FE AND ABOVE	KGS												
	26201990	OTHER	KGS												

TABLE V: State & ITCHS Code wise Inland Coasting Trade Statistics by Commodities (in Quantity and Value) for States/UTs of India : 2020-21

OUTWARD	ITEM CODE (ITCHS)	ITCHS Description	ITCHS Unit	1		2		3		4		5		6	
				Quantity	Value (in Rs. Cr)	Quantity	Value (in Rs. Cr)	Quantity	Value (in Rs. Cr)	Quantity	Value (in Rs. Cr)	Quantity	Value (in Rs. Cr)	Quantity	Value (in Rs. Cr)
				ANDAMAN & NICOBAR ISLANDS		Andhra Pradesh		Goa		Gujarat		Karnataka		Kerala	
				Quantity	Value (in Rs. Cr)	Quantity	Value (in Rs. Cr)	Quantity	Value (in Rs. Cr)	Quantity	Value (in Rs. Cr)	Quantity	Value (in Rs. Cr)	Quantity	Value (in Rs. Cr)
	27011910	COKING COAL	MTS												
	27090000	PETROLEUM OILS AND OILS OBTAINED FROM BITUMINOUS MINERALS CRUDE	MTS												
	27101241	MOTOR GASOLINE CONFORMING TO STANDARD IS 2796	MTS												
	27101932	KEROSENE CONFORMING TO STANDARD IS 1459	MTS											0	1.56
	27101943	LIGHT DIESEL OIL CONFORMING TO STANDARD IS 15770	MTS												

TABLE V: State & ITCHS Code wise Inland Coasting Trade Statistics by Commodities (in Quantity and Value) for States/UTs of India : 2020-21

OUTWARD	ITEM CODE (ITCHS)	ITCHS Description	ITCHS Unit	1		2		3		4		5		6	
				Quantity	Value (in Rs. Cr)	Quantity	Value (in Rs. Cr)	Quantity	Value (in Rs. Cr)	Quantity	Value (in Rs. Cr)	Quantity	Value (in Rs. Cr)	Quantity	Value (in Rs. Cr)
				ANDAMAN & NICOBAR ISLANDS		Andhra Pradesh		Goa		Gujarat		Karnataka		Kerala	
				Quantity	Value (in Rs. Cr)	Quantity	Value (in Rs. Cr)	Quantity	Value (in Rs. Cr)	Quantity	Value (in Rs. Cr)	Quantity	Value (in Rs. Cr)	Quantity	Value (in Rs. Cr)
	27101949	HIGH FLASH HIGH SPEED DIESEL FUEL CONFORMING TO STANDARD IS 16861	MTS	0	14.60							0	37.01	0	87.84
	27101951	GRADE LV	MTS	0	14.60	0	71.86								
	27101971	BASE OIL	MTS												
	27101978	OTHER LUBRICATING OIL, CONFORMING TO ANY OTHER BIS STANDARD	MTS	0	0.25										
	27101990	OTHER PETROLEUM OILS AND OILS OBTAINED FROM BITUMINOUS	MTS												

TABLE V: State & ITCHS Code wise Inland Coasting Trade Statistics by Commodities (in Quantity and Value) for States/UTs of India : 2020-21

OUTWARD	ITEM CODE (ITCHS)	ITCHS Description	ITCHS Unit	1		2		3		4		5		6	
				ANDAMAN & NICOBAR ISLANDS		Andhra Pradesh		Goa		Gujarat		Karnataka		Kerala	
				Quantity	Value (in Rs. Cr)	Quantity	Value (in Rs. Cr)	Quantity	Value (in Rs. Cr)	Quantity	Value (in Rs. Cr)	Quantity	Value (in Rs. Cr)	Quantity	Value (in Rs. Cr)
		MINERALS NES													
	27131110	RAW PETROLEUM COKE FOR ANODE MAKING IN ALUMINIUM INDUSTRY CONFORMING TO STANDARD IS 17049	KGS							0	0.29			31	11.45
	27149020	BITUMEN NATURAL	KGS											0	0.11
	28030090	OTHER CARBON	KGS							.42	29.96			20	13.18
	29173600	TEREPHTHALIC ACID AND ITS SALTS	KGS							473	212.92			21	15.92
	38231900	OTHER INDUSTRIAL MONOCARBOXYLIC FATTY ACID	KGS							19	10.92				

TABLE V: State & ITCHS Code wise Inland Coasting Trade Statistics by Commodities (in Quantity and Value) for States/UTs of India : 2020-21

OUTWARD	ITEM CODE (ITCHS)	ITCHS Description	ITCHS Unit	1		2		3		4		5		6	
				Quantity	Value (in Rs. Cr)	Quantity	Value (in Rs. Cr)	Quantity	Value (in Rs. Cr)	Quantity	Value (in Rs. Cr)	Quantity	Value (in Rs. Cr)	Quantity	Value (in Rs. Cr)
				ANDAMAN & NICOBAR ISLANDS		Andhra Pradesh		Goa		Gujarat		Karnataka		Kerala	
	44072990	OTHER TROPICAL WOODS SAWN AND CHIPPED	CUM												
	52030000	COTTON CARDED OR COMBED	KGS											0	0.08
	52051190	OTHERS	KGS											1	0.33
	68101190	OTHER	KGS											5	0.31
	72011000	NON-ALLOY PIG IRON CONTNG <=0.5% PHOSPHRS	KGS							2	0.56				
	72041000	WASTE AND SCRAP OF CAST IRON	KGS											12	4.05
	72044900	OTHER WASTE AND	KGS												



TABLE V: State & ITCHS Code wise Inland Coasting Trade Statistics by Commodities (in Quantity and Value) for States/UTs of India : 2020-21

OUTWARD	ITEM CODE (ITCHS)	ITCHS Description	ITCHS Unit	1		2		3		4		5		6	
				Quantity	Value (in Rs. Cr)	Quantity	Value (in Rs. Cr)	Quantity	Value (in Rs. Cr)	Quantity	Value (in Rs. Cr)	Quantity	Value (in Rs. Cr)	Quantity	Value (in Rs. Cr)
				ANDAMAN & NICOBAR ISLANDS		Andhra Pradesh		Goa		Gujarat		Karnataka		Kerala	
				Quantity	Value (in Rs. Cr)	Quantity	Value (in Rs. Cr)	Quantity	Value (in Rs. Cr)	Quantity	Value (in Rs. Cr)	Quantity	Value (in Rs. Cr)	Quantity	Value (in Rs. Cr)
		SCRAP													
	72104900	OTHR PRDCTS OF IRON/NON-ALLOY STEEL OTHERWISE PLTD/COTD WTH ZINC	KGS	2	1.76										
	73023000	SWITCH BLADES,CROSSING FROGS,POINT RODS AND OTHER CROSSING PIECES	KGS											0	0.20
	73029090	OTHERS	KGS											4	3.21
	73041110	TUBES AND PIPES	KGS											1	2.78
	84733030	PRTS AND ACCSSRS OTHR MNTD PRNTD	NOS												

TABLE V: State & ITCHS Code wise Inland Coasting Trade Statistics by Commodities (in Quantity and Value) for States/UTs of India : 2020-21

OUTWARD	ITEM CODE (ITCHS)	ITCHS Description	ITCHS Unit	1		2		3		4		5		6	
				Quantity	Value (in Rs. Cr)	Quantity	Value (in Rs. Cr)	Quantity	Value (in Rs. Cr)	Quantity	Value (in Rs. Cr)	Quantity	Value (in Rs. Cr)	Quantity	Value (in Rs. Cr)
				ANDAMAN & NICOBAR ISLANDS		Andhra Pradesh		Goa		Gujarat		Karnataka		Kerala	
				Quantity	Value (in Rs. Cr)	Quantity	Value (in Rs. Cr)	Quantity	Value (in Rs. Cr)	Quantity	Value (in Rs. Cr)	Quantity	Value (in Rs. Cr)	Quantity	Value (in Rs. Cr)
		CRCIT BRDS													
	86071200	OTHR BOGIES AND BISSEL-BOGIES	KGS											3	2.73
	86090000	CONTAINERS SPECIALLY DESIGNED ANDEQUIPPED FOR CARRIAGE BY ONE/MORE MODES OF TRNSPORT	NOS												
Grand Total				520	695.35	1049	7178.55	239	5496.76	56521	28422.56	5377	3337.73	14548	12362.56

TABLE V: State & ITCHS Code wise Inland Coasting Trade Statistics by Commodities (in Quantity and Value) for States/UTs of India : 2020-21

OUTWARD	ITEM CODE (ITCHS)	ITCHS Description	ITCHS Unit	7		8		9		10		11		12	
				Quantity	Value (in Rs. Cr)	Quantity	Value (in Rs. Cr)	Quantity	Value (in Rs. Cr)	Quantity	Value (in Rs. Cr)	Quantity	Value (in Rs. Cr)	Quantity	Value (in Rs. Cr)
				Lakshadweep		Maharashtra		Odisha		Tamil Nadu		West Bengal		Total	
				Quantity	Value (in Rs. Cr)	Quantity	Value (in Rs. Cr)	Quantity	Value (in Rs. Cr)	Quantity	Value (in Rs. Cr)	Quantity	Value (in Rs. Cr)	Quantity	Value (in Rs. Cr)
W & NICO	27101241	MOTOR GASOLINE CONFORMING TO STANDARD IS 2796	MTS									0	137.78	0	137.78

TABLE V: State & ITCHS Code wise Inland Coasting Trade Statistics by Commodities (in Quantity and Value) for States/UTs of India : 2020-21

OUTWARD	ITEM CODE (ITCHS)	ITCHS Description	ITCHS Unit	7		8		9		10		11		12	
				Quantity	Value (in Rs. Cr)	Quantity	Value (in Rs. Cr)	Quantity	Value (in Rs. Cr)	Quantity	Value (in Rs. Cr)	Quantity	Value (in Rs. Cr)	Quantity	Value (in Rs. Cr)
				Lakshadweep		Maharashtra		Odisha		Tamil Nadu		West Bengal		Total	
				Quantity	Value (in Rs. Cr)	Quantity	Value (in Rs. Cr)	Quantity	Value (in Rs. Cr)	Quantity	Value (in Rs. Cr)	Quantity	Value (in Rs. Cr)	Quantity	Value (in Rs. Cr)
	73101010	TIN PLATE CONTAINERS	KGS							1	0.27			1	0.27
	86090000	CONTAINERS SPECIALLY DESIGNED ANDEQUIPPED FOR CARRIAGE BY ONE/MORE MODES OF TRNSPORT	NOS								0.40				0.40
ANDHRA PRADESH	08109090	OTHER FRUITS, FRSH	KGS									2	0.84	2	0.84
	10019910	WHEAT	KGS					14	3.28	20	4.50			112	22.67
	10063020	BASMATI RICE	KGS							0	0.07			0	0.16
	15121910	SUNFLOWER OIL EDIBLE GRADE	KGS									1	1.34	1	1.34
	15121990	OTHERSUNFLWR	KGS									1	0.86	1	0.86

TABLE V: State & ITCHS Code wise Inland Coasting Trade Statistics by Commodities (in Quantity and Value) for States/UTs of India : 2020-21

OUTWARD	ITEM CODE (ITCHS)	ITCHS Description	ITCHS Unit	7		8		9		10		11		12	
				Quantity	Value (in Rs. Cr)	Quantity	Value (in Rs. Cr)	Quantity	Value (in Rs. Cr)	Quantity	Value (in Rs. Cr)	Quantity	Value (in Rs. Cr)	Quantity	Value (in Rs. Cr)
				Lakshadweep		Maharashtra		Odisha		Tamil Nadu		West Bengal		Total	
		ANDSAFFLWR OIL EXCLD EDIBLE/ NON-EDBLE GRADE													
	15180039	OTHR VEG OIL AND ITS FATS EXCLDEDBLE GRADE	KGS											20	13.07
	17019100	SUGR REFINO CONTNG FLVRNG OR CLRNG MATTER	KGS							54	13.54			54	13.54
	18069010	CHOCOLATE AND CHOCOLATE PRDCTS	KGS									1	2.64	1	2.64
	24011090	OTHER TOBACCO NO STEMMD/STRIPPED	KGS									0	3.28		3.28
	25081010	CRUDE BENTONITE (UNPROCESSED)	KGS					5	0.23					5	0.23

TABLE V: State & ITCHS Code wise Inland Coasting Trade Statistics by Commodities (in Quantity and Value) for States/UTs of India : 2020-21

OUTWARD	ITEM CODE (ITCHS)	ITCHS Description	ITCHS Unit	7		8		9		10		11		12	
				Quantity	Value (in Rs. Cr)	Quantity	Value (in Rs. Cr)	Quantity	Value (in Rs. Cr)	Quantity	Value (in Rs. Cr)	Quantity	Value (in Rs. Cr)	Quantity	Value (in Rs. Cr)
				Lakshadweep		Maharashtra		Odisha		Tamil Nadu		West Bengal		Total	
				Quantity	Value (in Rs. Cr)	Quantity	Value (in Rs. Cr)	Quantity	Value (in Rs. Cr)	Quantity	Value (in Rs. Cr)	Quantity	Value (in Rs. Cr)	Quantity	Value (in Rs. Cr)
	25232910	ORDINARY PORTLAND CEMENT, DRY	KGS									1820	92.97	2177	110.84
	26011111	60% FE OR MORE BUT BELOW 62% FE	KGS					210	27.30					210	27.30
	26011139	65% FE AND ABOVE	KGS											2389	1314.99
	27011910	COKING COAL	MTS					0	6.80	1	33.63	0	5.10	2	45.53
	27011990	OTHER COAL W/N PULVRSD BUT NTAGLDMRTD	MTS									0	7.25	0	7.25
	27075000	OTH ARMTC HYDCRBN MXTRS OF WHICH 65 PRCNT OR MORE BY VL (INCLDNG LOSSES) DISTLS	KGS									6539	1700.10	6539	1700.10

TABLE V: State & ITCHS Code wise Inland Coasting Trade Statistics by Commodities (in Quantity and Value) for States/UTs of India : 2020-21

OUTWARD	ITEM CODE (ITCHS)	ITCHS Description	ITCHS Unit	7		8		9		10		11		12	
				Quantity	Value (in Rs. Cr)	Quantity	Value (in Rs. Cr)	Quantity	Value (in Rs. Cr)	Quantity	Value (in Rs. Cr)	Quantity	Value (in Rs. Cr)	Quantity	Value (in Rs. Cr)
				Lakshadweep		Maharashtra		Odisha		Tamil Nadu		West Bengal		Total	
				Quantity	Value (in Rs. Cr)	Quantity	Value (in Rs. Cr)	Quantity	Value (in Rs. Cr)	Quantity	Value (in Rs. Cr)	Quantity	Value (in Rs. Cr)	Quantity	Value (in Rs. Cr)
		AT 250 DGR.C. BY ISO 3405 (ASTM D 86 METHOD)													
	27090000	PETROLEUM OILS AND OILS OBTAINED FROM BITUMINOUS MINERALS CRUDE	MTS							4	886.47			7	1558.57
	27101241	MOTOR GASOLINE CONFORMING TO STANDARD IS 2796	MTS					1	387.45	0	25.00			1	412.45
	27101932	KEROSENE CONFORMING TO STANDARD IS 1459	MTS					0	74.12					0	74.12
	27101943	LIGHT DIESEL OIL	MTS							0	91.38			0	98.02

TABLE V: State & ITCHS Code wise Inland Coasting Trade Statistics by Commodities (in Quantity and Value) for States/UTs of India : 2020-21

OUTWARD	ITEM CODE (ITCHS)	ITCHS Description	ITCHS Unit	7		8		9		10		11		12	
				Quantity	Value (in Rs. Cr)	Quantity	Value (in Rs. Cr)	Quantity	Value (in Rs. Cr)	Quantity	Value (in Rs. Cr)	Quantity	Value (in Rs. Cr)	Quantity	Value (in Rs. Cr)
				Lakshadweep		Maharashtra		Odisha		Tamil Nadu		West Bengal		Total	
				Quantity	Value (in Rs. Cr)	Quantity	Value (in Rs. Cr)	Quantity	Value (in Rs. Cr)	Quantity	Value (in Rs. Cr)	Quantity	Value (in Rs. Cr)	Quantity	Value (in Rs. Cr)
		CONFORMING TO STANDARD IS 15770													
	27101949	HIGH FLASH HIGH SPEED DIESEL FUEL CONFORMING TO STANDARD IS 16861	MTS					2	950.21					2	1103.03
	27101951	GRADE LV	MTS							0	156.97	1	416.06	2	617.79
	27149020	BITUMEN NATURAL	KGS							303	70.02	1	11.82	303	81.83
	48239013	PACKING AND WRAPPING PAPER	KGS									8	7.24	8	7.24
	69010030	TILES	TON										0.29	0	0.29
	69051000	ROOFING TILES	TON											0	0.03



TABLE V: State & ITCHS Code wise Inland Coasting Trade Statistics by Commodities (in Quantity and Value) for States/UTs of India : 2020-21

OUTWARD	ITEM CODE (ITCHS)	ITCHS Description	ITCHS Unit	7		8		9		10		11		12	
				Quantity	Value (in Rs. Cr)	Quantity	Value (in Rs. Cr)	Quantity	Value (in Rs. Cr)	Quantity	Value (in Rs. Cr)	Quantity	Value (in Rs. Cr)	Quantity	Value (in Rs. Cr)
				Lakshadweep		Maharashtra		Odisha		Tamil Nadu		West Bengal		Total	
				Quantity	Value (in Rs. Cr)	Quantity	Value (in Rs. Cr)	Quantity	Value (in Rs. Cr)	Quantity	Value (in Rs. Cr)	Quantity	Value (in Rs. Cr)	Quantity	Value (in Rs. Cr)
	72023000	FERRO-SILICO-MANGANESE	KGS									0	1.43	0	1.43
	73102920	TRUNKS AND SUITCASES	KGS									57	21.49	57	21.49
	79011200	ZINC, NOT ALLOYED, CONTNG BY WT<99.99% ZINC	KGS									1	2.77	1	2.77
	85439000	PARTS OF ARTICLES OF HEADING 8543	KGS					0	0.14					0	0.14
	86090000	CONTAINERS SPECIALLY DESIGNED ANDEQUIPPED FOR CARRIAGE BY ONE/MORE MODES OF TRNSPORT	NOS					0	52.32			0	223.48	0	275.81

TABLE V: State & ITCHS Code wise Inland Coasting Trade Statistics by Commodities (in Quantity and Value) for States/UTs of India : 2020-21

OUTWARD	ITEM CODE (ITCHS)	ITCHS Description	ITCHS Unit	7		8		9		10		11		12	
				Quantity	Value (in Rs. Cr)	Quantity	Value (in Rs. Cr)	Quantity	Value (in Rs. Cr)	Quantity	Value (in Rs. Cr)	Quantity	Value (in Rs. Cr)	Quantity	Value (in Rs. Cr)
				Lakshadweep		Maharashtra		Odisha		Tamil Nadu		West Bengal		Total	
				Quantity	Value (in Rs. Cr)	Quantity	Value (in Rs. Cr)	Quantity	Value (in Rs. Cr)	Quantity	Value (in Rs. Cr)	Quantity	Value (in Rs. Cr)	Quantity	Value (in Rs. Cr)
	99999998	UNSPECIFIED ITEMS	NA									0	0.82	0	0.82
GUJARAT	03044990	OTHER	KGS												0.06
	04021090	OTHER MLK AND CRM IN PWDR,GRANL OR SOLID FRM OF FAT CONTNT, BY WT. NOT EXCDNG 1.5%	KGS											31	72.99
	05061011	BONES INCLDNG HORN-CORES CRSHD OF WILD ANMLS TRTD WITH ACID	KGS											11	2.27
	05061021	BONE GRIST OF WILD ANMLS TRTD WITH ACID	KGS											1	0.11
	07032000	GARLIC FRESH OR CHILLED	KGS											0	0.15

TABLE V: State & ITCHS Code wise Inland Coasting Trade Statistics by Commodities (in Quantity and Value) for States/UTs of India : 2020-21

OUTWARD	ITEM CODE (ITCHS)	ITCHS Description	ITCHS Unit	7		8		9		10		11		12	
				Quantity	Value (in Rs. Cr)	Quantity	Value (in Rs. Cr)	Quantity	Value (in Rs. Cr)	Quantity	Value (in Rs. Cr)	Quantity	Value (in Rs. Cr)	Quantity	Value (in Rs. Cr)
				Lakshadweep		Maharashtra		Odisha		Tamil Nadu		West Bengal		Total	
				Quantity	Value (in Rs. Cr)	Quantity	Value (in Rs. Cr)	Quantity	Value (in Rs. Cr)	Quantity	Value (in Rs. Cr)	Quantity	Value (in Rs. Cr)	Quantity	Value (in Rs. Cr)
	07132020	BENGAL GRAM (DESI CHANA)	KGS											7	2.03
	07132090	OTHER CHANA	KGS											19	10.44
	07133110	BEANS OF THE SPP VIGNA MUNGO (L.) HEPPER	KGS											3	2.41
	07139090	OTHER OF HDG. 071390	KGS									6	10.74	6	10.74
	08041020	DRY DATES SOFT (KHAYZUR OR WET DATES)	KGS											7	2.19
	08041090	OTHER DATES	KGS												0.09
	09092190	OTHER SEEDS OF CORIANDER; NEITHER	KGS											40	24.47

TABLE V: State & ITCHS Code wise Inland Coasting Trade Statistics by Commodities (in Quantity and Value) for States/UTs of India : 2020-21

OUTWARD	ITEM CODE (ITCHS)	ITCHS Description	ITCHS Unit	7		8		9		10		11		12	
				Quantity	Value (in Rs. Cr)	Quantity	Value (in Rs. Cr)	Quantity	Value (in Rs. Cr)	Quantity	Value (in Rs. Cr)	Quantity	Value (in Rs. Cr)	Quantity	Value (in Rs. Cr)
				Lakshadweep		Maharashtra		Odisha		Tamil Nadu		West Bengal		Total	
				Quantity	Value (in Rs. Cr)	Quantity	Value (in Rs. Cr)	Quantity	Value (in Rs. Cr)	Quantity	Value (in Rs. Cr)	Quantity	Value (in Rs. Cr)	Quantity	Value (in Rs. Cr)
		CRUSHED NOR GROUND													
	09093129	OTHER SEEDS OF CUMMIN EXCL. BLACK; NEITHER CRUSHED NOR GROUND	KGS											15	21.71
	09096139	OTHER SEEDS OF CARAWAY OR FENNEL	KGS											3	2.09
	09109912	FENUGREEK SEED	KGS											1	1.07
	09109915	CASSIA TOREA SEED	KGS											1	0.69
	09109929	OTHER POWDER OF OTHER SPICES N.E.S.	KGS									1	2.38	1	2.38
	10019910	WHEAT	KGS											1890	396.60
	10061090	OTHR RICE IN HUSK	KGS									0	0.07	10	2.77

TABLE V: State & ITCHS Code wise Inland Coasting Trade Statistics by Commodities (in Quantity and Value) for States/UTs of India : 2020-21

OUTWARD	ITEM CODE (ITCHS)	ITCHS Description	ITCHS Unit	7		8		9		10		11		12	
				Quantity	Value (in Rs. Cr)	Quantity	Value (in Rs. Cr)	Quantity	Value (in Rs. Cr)	Quantity	Value (in Rs. Cr)	Quantity	Value (in Rs. Cr)	Quantity	Value (in Rs. Cr)
				Lakshadweep		Maharashtra		Odisha		Tamil Nadu		West Bengal		Total	
				Quantity	Value (in Rs. Cr)	Quantity	Value (in Rs. Cr)	Quantity	Value (in Rs. Cr)	Quantity	Value (in Rs. Cr)	Quantity	Value (in Rs. Cr)	Quantity	Value (in Rs. Cr)
	10063020	BASMATI RICE	KGS											0	0.18
	11010000	WHEAT OR MESLIN FLOUR	KGS											2	0.49
	11052000	FLAKES OF POTATOES	KGS									0	0.07	0	0.07
	11061090	OTHERS	KGS											0	0.18
	12059000	OTHER RAPE/COLZA SEEDS W/N BROKEN	KGS											14	3.21
	12073010	OF SEED QUALITY	KGS											45	4.45
	12075010	MUSTARD SEEDS W/N BROKEN OF SEED QLTY	KGS											9	4.61
	12075090	OTHER MUSTARD SEEDS W/N BROKEN	KGS											1	0.63

TABLE V: State & ITCHS Code wise Inland Coasting Trade Statistics by Commodities (in Quantity and Value) for States/UTs of India : 2020-21

OUTWARD	ITEM CODE (ITCHS)	ITCHS Description	ITCHS Unit	7		8		9		10		11		12	
				Quantity	Value (in Rs. Cr)	Quantity	Value (in Rs. Cr)	Quantity	Value (in Rs. Cr)	Quantity	Value (in Rs. Cr)	Quantity	Value (in Rs. Cr)	Quantity	Value (in Rs. Cr)
				Lakshadweep		Maharashtra		Odisha		Tamil Nadu		West Bengal		Total	
				Quantity	Value (in Rs. Cr)	Quantity	Value (in Rs. Cr)	Quantity	Value (in Rs. Cr)	Quantity	Value (in Rs. Cr)	Quantity	Value (in Rs. Cr)	Quantity	Value (in Rs. Cr)
	12099990	OTHER SEEDS ETC FOR PLANTING N.E.S	KGS											0	0.15
	15121910	SUNFLOWER OIL EDIBLE GRADE	KGS									0	0.52	0	0.52
	15121990	OTHERSUNFLWR ANDSAFFLWR OIL EXCLD EDIBLE/NON-EDBLE GRADE	KGS									15	16.46	15	16.46
	15149190	CRUDE RAPE SEED OIL	KGS											3	2.43
	15162029	GROUNDNUT OIL OTHER THN EDBLE GRADE	KGS											1	2.16
	15162091	OTHR VEG FATS AND OILS AND THR FRCTNS OF EDBLEGRADE	KGS											3	3.14

TABLE V: State & ITCHS Code wise Inland Coasting Trade Statistics by Commodities (in Quantity and Value) for States/UTs of India : 2020-21

OUTWARD	ITEM CODE (ITCHS)	ITCHS Description	ITCHS Unit	7		8		9		10		11		12	
				Quantity	Value (in Rs. Cr)	Quantity	Value (in Rs. Cr)	Quantity	Value (in Rs. Cr)	Quantity	Value (in Rs. Cr)	Quantity	Value (in Rs. Cr)	Quantity	Value (in Rs. Cr)
				Lakshadweep		Maharashtra		Odisha		Tamil Nadu		West Bengal		Total	
				Quantity	Value (in Rs. Cr)	Quantity	Value (in Rs. Cr)	Quantity	Value (in Rs. Cr)	Quantity	Value (in Rs. Cr)	Quantity	Value (in Rs. Cr)	Quantity	Value (in Rs. Cr)
	19041090	OTHER PAPD FOODS OBTND BY SWLNO/RSTNG OF CRLS	KGS											1	0.52
	19059040	PAPAD	KGS												0.10
	20081100	GROUND NUTS, PRPD/PRSVD	KGS											8	8.36
	21069099	OTHER FOOD PREPARATION NES	KGS									0	0.23	6	3.60
	23040010	OIL-CAKE AND OIL-CAKE MEAL OF SOYA BEAN EXPPELLER VARIETY	KGS											8	1.86
	23050010	OIL-CAKE AND OIL-CAKE MEAL OF GROUND-NUT EXPPELLER VARIETY	KGS											99	34.03

TABLE V: State & ITCHS Code wise Inland Coasting Trade Statistics by Commodities (in Quantity and Value) for States/UTs of India : 2020-21

OUTWARD	ITEM CODE (ITCHS)	ITCHS Description	ITCHS Unit	7		8		9		10		11		12	
				Quantity	Value (in Rs. Cr)	Quantity	Value (in Rs. Cr)	Quantity	Value (in Rs. Cr)	Quantity	Value (in Rs. Cr)	Quantity	Value (in Rs. Cr)	Quantity	Value (in Rs. Cr)
				Lakshadweep		Maharashtra		Odisha		Tamil Nadu		West Bengal		Total	
				Quantity	Value (in Rs. Cr)	Quantity	Value (in Rs. Cr)	Quantity	Value (in Rs. Cr)	Quantity	Value (in Rs. Cr)	Quantity	Value (in Rs. Cr)	Quantity	Value (in Rs. Cr)
	23050090	OTHER SOLID RESIDUES RESULTING FROM EXTRACTION OF GROUNDNUT OIL	KGS											3	0.71
	23064900	OTHER RESIDUES OF RAPE OR COLZA SEEDS	KGS											1	0.23
	23069018	OIL-CAKE OF NEEM SEED EXPELLER VARIETY	KGS											0	0.03
	23069027	OIL-CAKE AND OIL-CAKE MEAL OF CASTOR SEEDS SOLVNT EXTRCTD (DEFATD) VARTY	KGS											0	0.12
	23069090	OTHER OIL CAKE/SOLID RESDUS	KGS											1	0.07



TABLE V: State & ITCHS Code wise Inland Coasting Trade Statistics by Commodities (in Quantity and Value) for States/UTs of India : 2020-21

OUTWARD	ITEM CODE (ITCHS)	ITCHS Description	ITCHS Unit	7		8		9		10		11		12	
				Quantity	Value (in Rs. Cr)	Quantity	Value (in Rs. Cr)	Quantity	Value (in Rs. Cr)	Quantity	Value (in Rs. Cr)	Quantity	Value (in Rs. Cr)	Quantity	Value (in Rs. Cr)
				Lakshadweep		Maharashtra		Odisha		Tamil Nadu		West Bengal		Total	
				Quantity	Value (in Rs. Cr)	Quantity	Value (in Rs. Cr)	Quantity	Value (in Rs. Cr)	Quantity	Value (in Rs. Cr)	Quantity	Value (in Rs. Cr)	Quantity	Value (in Rs. Cr)
	23099010	COMPOUNDED ANIMAL FEED	KGS									0.01		0.01	
	25010010	COMMON SALT(INCL. IODISED SALT)	KGS							52	5.09	1416	73.01	5225	447.13
	25010090	OTHER SALTS	KGS											61	14.38
	25059000	OTHER NATRL SANDS NES	KGS							737	4.42	135	1.78	963	7.09
	25061010	QUARTZ, LUMPS	KGS					31	12.39			1	0.20	32	12.70
	25061020	QUARTZ, POWDER	KGS										0.03		0.03
	25070010	KAOLIN (CHINA CLAY) CRUDE	KGS									1	0.08	4	0.61
	25081010	CRUDE BENTONITE (UNPROCESSED)	KGS									903	39.37	911	39.72

TABLE V: State & ITCHS Code wise Inland Coasting Trade Statistics by Commodities (in Quantity and Value) for States/UTs of India : 2020-21

OUTWARD	ITEM CODE (ITCHS)	ITCHS Description	ITCHS Unit	7		8		9		10		11		12	
				Quantity	Value (in Rs. Cr)	Quantity	Value (in Rs. Cr)	Quantity	Value (in Rs. Cr)	Quantity	Value (in Rs. Cr)	Quantity	Value (in Rs. Cr)	Quantity	Value (in Rs. Cr)
				Lakshadweep		Maharashtra		Odisha		Tamil Nadu		West Bengal		Total	
				Quantity	Value (in Rs. Cr)	Quantity	Value (in Rs. Cr)	Quantity	Value (in Rs. Cr)	Quantity	Value (in Rs. Cr)	Quantity	Value (in Rs. Cr)	Quantity	Value (in Rs. Cr)
	25081090	OTHR BENTONITE (INCL. PROCESSED, ACTIVATED AND GROUND	KGS									14	0.45	213	10.51
	25083090	OTHER FIRE CLAY NES	KGS											7	0.15
	25084090	OTHER CLAYS, NES	KGS									1	0.15	8	0.51
	25090000	CHALK	KGS									43	1.15	51	1.26
	25151220	SLABS MARBLE AND TRAVERTINE	KGS											4	0.14
	25161200	GRANITE MERELY CUT INTO BLOCK/SLABS OF RECTANGULAR (INCL SQR) SHAPE	KGS											14	1.57
	25162000	SANDSTONE	KGS												0.02

TABLE V: State & ITCHS Code wise Inland Coasting Trade Statistics by Commodities (in Quantity and Value) for States/UTs of India : 2020-21

OUTWARD	ITEM CODE (ITCHS)	ITCHS Description	ITCHS Unit	7		8		9		10		11		12	
				Quantity	Value (in Rs. Cr)	Quantity	Value (in Rs. Cr)	Quantity	Value (in Rs. Cr)	Quantity	Value (in Rs. Cr)	Quantity	Value (in Rs. Cr)	Quantity	Value (in Rs. Cr)
				Lakshadweep		Maharashtra		Odisha		Tamil Nadu		West Bengal		Total	
				Quantity	Value (in Rs. Cr)	Quantity	Value (in Rs. Cr)	Quantity	Value (in Rs. Cr)	Quantity	Value (in Rs. Cr)	Quantity	Value (in Rs. Cr)	Quantity	Value (in Rs. Cr)
	25169020	STONE BOULDERS	KGS											1	0.07
	25171010	PAKUR STONE CRUSHED OR BROKEN -PEBBLESETC	KGS											1	0.04
	25174900	OTHR GRANULES CHIPPINGS AND PWDR OF STONES OF HDG NO 2515/2516 W/N HEAT-TREATED	KGS									0	0.02	3	0.45
	25183000	DOLOMITE RAMMING MIX	KGS												
	25201010	NATURAL GYPSUM AND ANHYDRITE	KGS									0	0.04	0	0.04
	25202090	PLASTERS OTHER THAN CALCINED	KGS									12	1.42	12	1.42

TABLE V: State & ITCHS Code wise Inland Coasting Trade Statistics by Commodities (in Quantity and Value) for States/UTs of India : 2020-21

OUTWARD	ITEM CODE (ITCHS)	ITCHS Description	ITCHS Unit	7		8		9		10		11		12	
				Quantity	Value (in Rs. Cr)	Quantity	Value (in Rs. Cr)	Quantity	Value (in Rs. Cr)	Quantity	Value (in Rs. Cr)	Quantity	Value (in Rs. Cr)	Quantity	Value (in Rs. Cr)
				Lakshadweep		Maharashtra		Odisha		Tamil Nadu		West Bengal		Total	
				Quantity	Value (in Rs. Cr)	Quantity	Value (in Rs. Cr)	Quantity	Value (in Rs. Cr)	Quantity	Value (in Rs. Cr)	Quantity	Value (in Rs. Cr)	Quantity	Value (in Rs. Cr)
	25221000	QUICKLIME	KGS											1	0.04
	25222000	SLAKED LIME	KGS											16	0.72
	25231000	CEMENT CLINKERS	KGS			1564	36.41							7946	184.98
	25232910	ORDINARY PORTLAND CEMENT, DRY	KGS			11125	308.39					30	1.33	21750	723.24
	26011111	60% FE OR MORE BUT BELOW 62% FE	KGS					5	0.65					5	0.65
	26060010	BAUXITE (NATURAL) NOT CALCINED	KGS											1	0.03
	26060020	BAUXITE(NATURAL) CALCINED	KGS											5	0.40
	27011910	COKING COAL	MTS											0	34.35

TABLE V: State & ITCHS Code wise Inland Coasting Trade Statistics by Commodities (in Quantity and Value) for States/UTs of India : 2020-21

OUTWARD	ITEM CODE (ITCHS)	ITCHS Description	ITCHS Unit	7		8		9		10		11		12	
				Quantity	Value (in Rs. Cr)	Quantity	Value (in Rs. Cr)	Quantity	Value (in Rs. Cr)	Quantity	Value (in Rs. Cr)	Quantity	Value (in Rs. Cr)	Quantity	Value (in Rs. Cr)
				Lakshadweep		Maharashtra		Odisha		Tamil Nadu		West Bengal		Total	
				Quantity	Value (in Rs. Cr)	Quantity	Value (in Rs. Cr)	Quantity	Value (in Rs. Cr)	Quantity	Value (in Rs. Cr)	Quantity	Value (in Rs. Cr)	Quantity	Value (in Rs. Cr)
	27040030	HARD COKE OF COAL	MTS										1.66	0	1.66
	27040090	OTHER COKES OF COAL	MTS												0.40
	27075000	OTH ARMTIC HYDCRBN MXTRS OF WHICH 65 PRCNT OR MORE BY VL (INCLDNG LOSSES) DISTLS AT 250 DGR.C. BY ISO 3405 (ASTM D 86 METHOD)	KGS			1102	305.03							4986	1437.63
	27090000	PETROLEUM OILS AND OILS OBTAINED FROM BITUMINOUS MINERALS CRUDE	MTS			1	307.15							1	377.87

TABLE V: State & ITCHS Code wise Inland Coasting Trade Statistics by Commodities (in Quantity and Value) for States/UTs of India : 2020-21

OUTWARD	ITEM CODE (ITCHS)	ITCHS Description	ITCHS Unit	7		8		9		10		11		12	
				Quantity	Value (in Rs. Cr)	Quantity	Value (in Rs. Cr)	Quantity	Value (in Rs. Cr)	Quantity	Value (in Rs. Cr)	Quantity	Value (in Rs. Cr)	Quantity	Value (in Rs. Cr)
				Lakshadweep		Maharashtra		Odisha		Tamil Nadu		West Bengal		Total	
				Quantity	Value (in Rs. Cr)	Quantity	Value (in Rs. Cr)	Quantity	Value (in Rs. Cr)	Quantity	Value (in Rs. Cr)	Quantity	Value (in Rs. Cr)	Quantity	Value (in Rs. Cr)
	27101241	MOTOR GASOLINE CONFORMING TO STANDARD IS 2796	MTS			4	1744.91		23.88	2	577.52	3	1171.90	11	4406.48
	27101920	AVIATION TURBINE FUEL (ATF)	MTS				23.00								30.94
	27101932	KEROSENE CONFORMING TO STANDARD IS 1459	MTS				21.66								21.66
	27101949	HIGH FLASH HIGH SPEED DIESEL FUEL CONFORMING TO STANDARD IS 16861	MTS			46	14241.43	1	302.13	3	790.53	15	4801.48	73	23573.84
	27101951	GRADE LV	MTS					1	139.37	1	124.75		64.98	2	442.66
	27101990	OTHER PETROLEUM OILS AND OILS OBTAIN	MTS				8.48								8.48

TABLE V: State & ITCHS Code wise Inland Coasting Trade Statistics by Commodities (in Quantity and Value) for States/UTs of India : 2020-21

OUTWARD	ITEM CODE (ITCHS)	ITCHS Description	ITCHS Unit	7		8		9		10		11		12	
				Quantity	Value (in Rs. Cr)	Quantity	Value (in Rs. Cr)	Quantity	Value (in Rs. Cr)	Quantity	Value (in Rs. Cr)	Quantity	Value (in Rs. Cr)	Quantity	Value (in Rs. Cr)
				Lakshadweep		Maharashtra		Odisha		Tamil Nadu		West Bengal		Total	
				Quantity	Value (in Rs. Cr)	Quantity	Value (in Rs. Cr)	Quantity	Value (in Rs. Cr)	Quantity	Value (in Rs. Cr)	Quantity	Value (in Rs. Cr)	Quantity	Value (in Rs. Cr)
		FROMBITUMINOUS MINERALS NES													
	27111200	LIQUIFIED PROPANE	KGS											324	199.97
	27111300	LIQUIFIED BUTANES	KGS												0.31
	27129030	SLACK WAX	KGS									0	0.17		0.17
	27131110	RAW PETROLEUM COKE FOR ANODE MAKING IN ALUMINIUM INDUSTRY CONFORMING TO STANDARD IS 17049	KGS			275	16.91							551	29.77
	28030010	CARBON BLACKS	KGS											24	16.10
	28030090	OTHER CARBON	KGS									2	2.51	3	2.71

TABLE V: State & ITCHS Code wise Inland Coasting Trade Statistics by Commodities (in Quantity and Value) for States/UTs of India : 2020-21

OUTWARD	ITEM CODE (ITCHS)	ITCHS Description	ITCHS Unit	7		8		9		10		11		12	
				Lakshadweep		Maharashtra		Odisha		Tamil Nadu		West Bengal		Total	
				Quantity	Value (in Rs. Cr)	Quantity	Value (in Rs. Cr)	Quantity	Value (in Rs. Cr)	Quantity	Value (in Rs. Cr)	Quantity	Value (in Rs. Cr)	Quantity	Value (in Rs. Cr)
	28051100	SODIUM	KGS											7	1.41
	28070010	SULPHURIC ACID	KGS					0	4.78					0	4.78
	28271000	AMMONIUM CHLORIDE	KGS									0	0.03	0	0.08
	28289011	BLEACHING PASTE OR POWDER OF SODIUM HYPOCHLORITES	KGS									9	5.87	9	5.87
	28332910	FERROUS SULPHATE	KGS											1	0.12
	28362010	DISODIUM CARBONATE DENSE	KGS									20	3.74	22	4.15
	28362090	OTHER DISODIUM CARBONATE	KGS									52	36.41	68	39.89
	28363000	SODIUM HYDROGEN CARBONATE (SODIUM	KGS									1	0.30	31	6.60



TABLE V: State & ITCHS Code wise Inland Coasting Trade Statistics by Commodities (in Quantity and Value) for States/UTs of India : 2020-21

OUTWARD	ITEM CODE (ITCHS)	ITCHS Description	ITCHS Unit	7		8		9		10		11		12	
				Quantity	Value (in Rs. Cr)	Quantity	Value (in Rs. Cr)	Quantity	Value (in Rs. Cr)	Quantity	Value (in Rs. Cr)	Quantity	Value (in Rs. Cr)	Quantity	Value (in Rs. Cr)
				Lakshadweep		Maharashtra		Odisha		Tamil Nadu		West Bengal		Total	
				Quantity	Value (in Rs. Cr)	Quantity	Value (in Rs. Cr)	Quantity	Value (in Rs. Cr)	Quantity	Value (in Rs. Cr)	Quantity	Value (in Rs. Cr)	Quantity	Value (in Rs. Cr)
		BICARBONATE)													
	28369990	OTHER CARBONATES, NES	KGS									0.14	0	0.14	
	29024100	O-XYLENE	KGS							1761	947.50			1761	947.50
	29024300	P-XYLENE	KGS									331	162.90	331	162.90
	29053100	ETHYLENE GLYCOL (ETHANEDIOL)	KGS											5635	2553.05
	29319090	OTHER	KGS											0	0.05
	30041090	OTHER MDCMNTS CNTNG PENCLLNS/DRVTVS THROF WITH A PENCLLNC ACID STRCTR/STRPTMYCNS OR THEIR DERVATIVS PUT UP	KGS											412	87.46

TABLE V: State & ITCHS Code wise Inland Coasting Trade Statistics by Commodities (in Quantity and Value) for States/UTs of India : 2020-21

OUTWARD	ITEM CODE (ITCHS)	ITCHS Description	ITCHS Unit	7		8		9		10		11		12	
				Quantity	Value (in Rs. Cr)	Quantity	Value (in Rs. Cr)	Quantity	Value (in Rs. Cr)	Quantity	Value (in Rs. Cr)	Quantity	Value (in Rs. Cr)	Quantity	Value (in Rs. Cr)
				Lakshadweep		Maharashtra		Odisha		Tamil Nadu		West Bengal		Total	
				Quantity	Value (in Rs. Cr)	Quantity	Value (in Rs. Cr)	Quantity	Value (in Rs. Cr)	Quantity	Value (in Rs. Cr)	Quantity	Value (in Rs. Cr)	Quantity	Value (in Rs. Cr)
		FOR RETALE SA													
	31010099	OTHER ANML/VGTBL FRTLRSR,W/N MIXED TOGETH.CHMCLY TRTD;FERTILISERS PRDCD BY THE MXNG/CHMCL TREATMNT OF ANML/VEGTBL PRDCTS	KGS									4	0.39	4	0.39
	31021000	UREA WHETHER OR NOT IN AQUEOUS SOLUTION	KGS										0.63	2	0.98
	31029090	OTHER CALCIUM NITRATE AND MAGNESIUM NITRATE	KGS									63	12.98	63	13.08
	31052000	MINRL/CHEMCL	KGS											25	4.76

TABLE V: State & ITCHS Code wise Inland Coasting Trade Statistics by Commodities (in Quantity and Value) for States/UTs of India : 2020-21

OUTWARD	ITEM CODE (ITCHS)	ITCHS Description	ITCHS Unit	7		8		9		10		11		12	
				Quantity	Value (in Rs. Cr)	Quantity	Value (in Rs. Cr)	Quantity	Value (in Rs. Cr)	Quantity	Value (in Rs. Cr)	Quantity	Value (in Rs. Cr)	Quantity	Value (in Rs. Cr)
				Lakshadweep		Maharashtra		Odisha		Tamil Nadu		West Bengal		Total	
				Quantity	Value (in Rs. Cr)	Quantity	Value (in Rs. Cr)	Quantity	Value (in Rs. Cr)	Quantity	Value (in Rs. Cr)	Quantity	Value (in Rs. Cr)	Quantity	Value (in Rs. Cr)
		FERTLSRS CONTNG THE THREE FRTLNG ELMNTS NITROGN PHOSPHRS AND POTASIUM													
	31059090	OTHER FERTILISERS N.E.S.	KGS									0	0.08	0	0.14
	32149090	OTHERS	KGS												0.12
	34011190	OTHR SOAP AND ORGNC SURFACE ACTIVE PRODUCTFOR TIOLET USE (INCL MEDICATED PRDCTS)	KGS											1	0.78
	34012000	SOAP IN OTHER FORMS	KGS											4	3.28

TABLE V: State & ITCHS Code wise Inland Coasting Trade Statistics by Commodities (in Quantity and Value) for States/UTs of India : 2020-21

OUTWARD	ITEM CODE (ITCHS)	ITCHS Description	ITCHS Unit	7		8		9		10		11		12	
				Quantity	Value (in Rs. Cr)	Quantity	Value (in Rs. Cr)	Quantity	Value (in Rs. Cr)	Quantity	Value (in Rs. Cr)	Quantity	Value (in Rs. Cr)	Quantity	Value (in Rs. Cr)
				Lakshadweep		Maharashtra		Odisha		Tamil Nadu		West Bengal		Total	
				Quantity	Value (in Rs. Cr)	Quantity	Value (in Rs. Cr)	Quantity	Value (in Rs. Cr)	Quantity	Value (in Rs. Cr)	Quantity	Value (in Rs. Cr)	Quantity	Value (in Rs. Cr)
	38089990	OTHER SIMILAR PRODUCTS N.E.S.	KGS											4	1.18
	38249900	OTHER	KGS									0.07		1	0.52
	39021000	POLYPROPYLENE	KGS									657	366.61	2481	13835.68
	39205119	OTHER SHEETS OF PLYMTHYL METHACRYLITE	KGS											1	0.86
	44072990	OTHER TROPICAL WOODS SAWN AND CHIPPED	CUM									1	17.21	1	17.73
	44083190	OTHER VNR SHEETS-MRNTI	KGS											2	0.64
	44109010	PLAIN BOARD OF OTHER	KGS											1	0.22

TABLE V: State & ITCHS Code wise Inland Coasting Trade Statistics by Commodities (in Quantity and Value) for States/UTs of India : 2020-21

OUTWARD	ITEM CODE (ITCHS)	ITCHS Description	ITCHS Unit	7		8		9		10		11		12	
				Quantity	Value (in Rs. Cr)	Quantity	Value (in Rs. Cr)	Quantity	Value (in Rs. Cr)	Quantity	Value (in Rs. Cr)	Quantity	Value (in Rs. Cr)	Quantity	Value (in Rs. Cr)
				Lakshadweep		Maharashtra		Odisha		Tamil Nadu		West Bengal		Total	
				Quantity	Value (in Rs. Cr)	Quantity	Value (in Rs. Cr)	Quantity	Value (in Rs. Cr)	Quantity	Value (in Rs. Cr)	Quantity	Value (in Rs. Cr)	Quantity	Value (in Rs. Cr)
		LIGNUS MATRLS N.E.C													
	44109020	INSULATION BOARD AND HARD BOARD OF PLASTIC LAMINATED SHEETS	KGS											2	0.45
	44123110	DECORATIVE PLYWOOD	CUM												0.58
	44129400	BLOCKBOARD, LAMINBOARD AND BATTENBOARD	CUM												0.32
	44152000	PALETS,PALETS(BOX,COLRS) AND OTHR LOAD BORDSOF WOOD	NOS									0	0.39		0.42
	44219190	OTHER	KGS											1	0.27
	44219990	OTHER	KGS												0.09

TABLE V: State & ITCHS Code wise Inland Coasting Trade Statistics by Commodities (in Quantity and Value) for States/UTs of India : 2020-21

OUTWARD	ITEM CODE (ITCHS)	ITCHS Description	ITCHS Unit	7		8		9		10		11		12	
				Quantity	Value (in Rs. Cr)	Quantity	Value (in Rs. Cr)	Quantity	Value (in Rs. Cr)	Quantity	Value (in Rs. Cr)	Quantity	Value (in Rs. Cr)	Quantity	Value (in Rs. Cr)
				Lakshadweep		Maharashtra		Odisha		Tamil Nadu		West Bengal		Total	
				Quantity	Value (in Rs. Cr)	Quantity	Value (in Rs. Cr)	Quantity	Value (in Rs. Cr)	Quantity	Value (in Rs. Cr)	Quantity	Value (in Rs. Cr)	Quantity	Value (in Rs. Cr)
	48021010	HAND MADE PAPER	KGS									4	2.22	5	2.32
	48109900	OTHR COATED PAPR AND PPRBRD (NOT MLTIPLY)	KGS											1	0.29
	48239019	DECORATIVE LAMINATES	KGS											1	0.72
	52010011	BENGAL DESHI COTTON	KGS											56	67.54
	52010015	INDIAN COTTON OF STAPLE LENGTH 28.5MM (1.4/32) AND ABOVE BUT BELOW 34.5MM	KGS											381	459.82
	52010020	FOREIGN COTTON OF ALL STAPLE LENGTHS	KGS											1	0.95
	52030000	COTTON CARDED OR COMBED	KGS									0.40		320	378.66

TABLE V: State & ITCHS Code wise Inland Coasting Trade Statistics by Commodities (in Quantity and Value) for States/UTs of India : 2020-21

OUTWARD	ITEM CODE (ITCHS)	ITCHS Description	ITCHS Unit	7		8		9		10		11		12	
				Quantity	Value (in Rs. Cr)	Quantity	Value (in Rs. Cr)	Quantity	Value (in Rs. Cr)	Quantity	Value (in Rs. Cr)	Quantity	Value (in Rs. Cr)	Quantity	Value (in Rs. Cr)
				Lakshadweep		Maharashtra		Odisha		Tamil Nadu		West Bengal		Total	
				Quantity	Value (in Rs. Cr)	Quantity	Value (in Rs. Cr)	Quantity	Value (in Rs. Cr)	Quantity	Value (in Rs. Cr)	Quantity	Value (in Rs. Cr)	Quantity	Value (in Rs. Cr)
	52051190	OTHERS	KGS											88	158.03
	53031010	JUTE, RAW OR RETTED	KGS											0	0.05
	56039400	OTHER FILMNT WGHNG >150G/SQM	KGS											0	0.22
	63049289	OTHER CUSHION COVERS	NOS											0	0.09
	63051030	JUTE HESSIAN BAGS	KGS									0	2	0	0.02
	63101020	COTTON RAGS,NEW OR USED	KGS											0	0.33
	63109040	SYNTHETIC RAGS	KGS											0	0.06
	68010000	SETTS CURBSTONES AND FLAGSTONES OF NATURAL STONE(EXCEPT	KGS											0	0.05

TABLE V: State & ITCHS Code wise Inland Coasting Trade Statistics by Commodities (in Quantity and Value) for States/UTs of India : 2020-21

OUTWARD	ITEM CODE (ITCHS)	ITCHS Description	ITCHS Unit	7		8		9		10		11		12	
				Quantity	Value (in Rs. Cr)	Quantity	Value (in Rs. Cr)	Quantity	Value (in Rs. Cr)	Quantity	Value (in Rs. Cr)	Quantity	Value (in Rs. Cr)	Quantity	Value (in Rs. Cr)
				Lakshadweep		Maharashtra		Odisha		Tamil Nadu		West Bengal		Total	
				Quantity	Value (in Rs. Cr)	Quantity	Value (in Rs. Cr)	Quantity	Value (in Rs. Cr)	Quantity	Value (in Rs. Cr)	Quantity	Value (in Rs. Cr)	Quantity	Value (in Rs. Cr)
		SLATE)													
	68021000	TILES CUBES ETC W/N RECTNGLR(INCL SQR) WHOSE LRGST SURFC AREA BE ENCLSD IN A SQR MEASRNG<49 SQ CM ARTFLY COLRD GRNLS	KGS											1	0.04
	68022110	MARBLE BLOCKS/TILES,POLISHED	KGS											9	1.81
	68022310	GRANITE BLOCKS/TILES,POLISHED	KGS												0.04
	68029900	OTHER STONE	KGS											1	0.04



TABLE V: State & ITCHS Code wise Inland Coasting Trade Statistics by Commodities (in Quantity and Value) for States/UTs of India : 2020-21

OUTWARD	ITEM CODE (ITCHS)	ITCHS Description	ITCHS Unit	7		8		9		10		11		12	
				Quantity	Value (in Rs. Cr)	Quantity	Value (in Rs. Cr)	Quantity	Value (in Rs. Cr)	Quantity	Value (in Rs. Cr)	Quantity	Value (in Rs. Cr)	Quantity	Value (in Rs. Cr)
				Lakshadweep		Maharashtra		Odisha		Tamil Nadu		West Bengal		Total	
	68030000	WRKD SLATE AND ARTCLS OF SLATE/AGLMRTD SLATE	KGS												0.05
	68101190	OTHER	KGS									3	0.14	15	0.73
	68159920	SANITAY WARES, KITCHEN WARES AND OTHER MADE UP ARTICLES OF FLY ASH	KGS									1	0.40	29	10.36
	69010030	TILES	TON									1	182.05	7	816.68
	69010090	OTHERS	TON											0	0.05
	69029010	FIRE CLAY BRICKS AND SHAPES	TON											0	0.04
	69051000	ROOFING TILES	TON										0.01	0	0.24

TABLE V: State & ITCHS Code wise Inland Coasting Trade Statistics by Commodities (in Quantity and Value) for States/UTs of India : 2020-21

OUTWARD	ITEM CODE (ITCHS)	ITCHS Description	ITCHS Unit	7		8		9		10		11		12	
				Quantity	Value (in Rs. Cr)	Quantity	Value (in Rs. Cr)	Quantity	Value (in Rs. Cr)	Quantity	Value (in Rs. Cr)	Quantity	Value (in Rs. Cr)	Quantity	Value (in Rs. Cr)
				Lakshadweep		Maharashtra		Odisha		Tamil Nadu		West Bengal		Total	
				Quantity	Value (in Rs. Cr)	Quantity	Value (in Rs. Cr)	Quantity	Value (in Rs. Cr)	Quantity	Value (in Rs. Cr)	Quantity	Value (in Rs. Cr)	Quantity	Value (in Rs. Cr)
	69109000	OTHR SANITARY FIXTURES(EXCL OF PORCELAIN)	KGS											0	0.03
	70010090	OTHR WSTE AND SCRPF OF GLS	KGS											7	1.48
	70032090	OTHR WIRED SHEETS	SQM											1	1.99
	70049019	OTHR WND GLS OTHR DRN AND BLN GLS	SQM											0	0.24
	71129910	WST AND SCRPF OF SILVER INCL MTL CLAD WTH SILVER BUT EXCL SWEEPINGS CNTNG OTHR PRCS	KGS											0	0.01

TABLE V: State & ITCHS Code wise Inland Coasting Trade Statistics by Commodities (in Quantity and Value) for States/UTs of India : 2020-21

OUTWARD	ITEM CODE (ITCHS)	ITCHS Description	ITCHS Unit	7		8		9		10		11		12	
				Quantity	Value (in Rs. Cr)	Quantity	Value (in Rs. Cr)	Quantity	Value (in Rs. Cr)	Quantity	Value (in Rs. Cr)	Quantity	Value (in Rs. Cr)	Quantity	Value (in Rs. Cr)
				Lakshadweep		Maharashtra		Odisha		Tamil Nadu		West Bengal		Total	
				Quantity	Value (in Rs. Cr)	Quantity	Value (in Rs. Cr)	Quantity	Value (in Rs. Cr)	Quantity	Value (in Rs. Cr)	Quantity	Value (in Rs. Cr)	Quantity	Value (in Rs. Cr)
	72044900	OTHER WASTE AND SCRAP	KGS									3	0.91	3	0.98
	72082590	OTHR FLAT-ROLD PRDCTS IN COILS OF A THCKNS>= 4.75MM ONLY HOT-ROLD,PICKLD	KGS			75	28.05							75	28.05
	72262011	HOT ROLLED IN COILS	KGS											85	56.18
	72262021	COLD ROLLED IN COILS	KGS											1	0.46
	73041110	TUBES AND PIPES	KGS									0.10		3	6.84
	73181500	OTHR SCREWS AND BOLTS W/N WITH NUTS OR WASHERS THREADED	KGS											1	0.21
	73181600	THREADED NUTS	KGS											1	0.42

TABLE V: State & ITCHS Code wise Inland Coasting Trade Statistics by Commodities (in Quantity and Value) for States/UTs of India : 2020-21

OUTWARD	ITEM CODE (ITCHS)	ITCHS Description	ITCHS Unit	7		8		9		10		11		12	
				Quantity	Value (in Rs. Cr)	Quantity	Value (in Rs. Cr)	Quantity	Value (in Rs. Cr)	Quantity	Value (in Rs. Cr)	Quantity	Value (in Rs. Cr)	Quantity	Value (in Rs. Cr)
				Lakshadweep		Maharashtra		Odisha		Tamil Nadu		West Bengal		Total	
				Quantity	Value (in Rs. Cr)	Quantity	Value (in Rs. Cr)	Quantity	Value (in Rs. Cr)	Quantity	Value (in Rs. Cr)	Quantity	Value (in Rs. Cr)	Quantity	Value (in Rs. Cr)
	73241000	SINKS AND WASH BASINS OF STAINLESS STEEL	NOS										0.04		0.68
	73262090	OTHER ARTICLES OF IRON OR STEEL WIRE FOR OTHER USE	KGS											2	0.77
	76061110	ELECTROLYTIC PLATES OR SHEETS	KGS												0.24
	76071190	OTHER ALUMINIUM FOIL ROLL	KGS										0.16		0.16
	84248910	PAINTNG EQPMNT INCL ELECTROSTATIC PHOSPHTNG,PWDR COATNG EQPMNT AND OTHR EQPMNT	NOS										0.01		0.01

TABLE V: State & ITCHS Code wise Inland Coasting Trade Statistics by Commodities (in Quantity and Value) for States/UTs of India : 2020-21

OUTWARD	ITEM CODE (ITCHS)	ITCHS Description	ITCHS Unit	7		8		9		10		11		12	
				Quantity	Value (in Rs. Cr)	Quantity	Value (in Rs. Cr)	Quantity	Value (in Rs. Cr)	Quantity	Value (in Rs. Cr)	Quantity	Value (in Rs. Cr)	Quantity	Value (in Rs. Cr)
				Lakshadweep		Maharashtra		Odisha		Tamil Nadu		West Bengal		Total	
				Quantity	Value (in Rs. Cr)	Quantity	Value (in Rs. Cr)	Quantity	Value (in Rs. Cr)	Quantity	Value (in Rs. Cr)	Quantity	Value (in Rs. Cr)	Quantity	Value (in Rs. Cr)
	84604020	LAPPING MACHINES	NOS										0.02	0	0.02
	85011020	AC MOTOR WTH OUTPUT <=37.5 W	NOS											0	0.10
	85167920	ELECTRICAL/ELECTRONIC DEVICES FOR REPELLING INSECTS (E.G.MOSQUITOES ETC)	NOS											0	0.13
	85177090	OTHR PARTS OF TELEPHONC/TELEGRPHC APPARTS	KGS											0	0.10
	85258090	OTHER	NOS											1	0.08
	85361090	OTHERS	NOS										0.20	0	0.26
	85369090	OTHER	NOS												0.03

TABLE V: State & ITCHS Code wise Inland Coasting Trade Statistics by Commodities (in Quantity and Value) for States/UTs of India : 2020-21

OUTWARD	ITEM CODE (ITCHS)	ITCHS Description	ITCHS Unit	7		8		9		10		11		12	
				Quantity	Value (in Rs. Cr)	Quantity	Value (in Rs. Cr)	Quantity	Value (in Rs. Cr)	Quantity	Value (in Rs. Cr)	Quantity	Value (in Rs. Cr)	Quantity	Value (in Rs. Cr)
				Lakshadweep		Maharashtra		Odisha		Tamil Nadu		West Bengal		Total	
				Quantity	Value (in Rs. Cr)	Quantity	Value (in Rs. Cr)	Quantity	Value (in Rs. Cr)	Quantity	Value (in Rs. Cr)	Quantity	Value (in Rs. Cr)	Quantity	Value (in Rs. Cr)
	85414011	SOLAR CELLS, NOT ASSEMBLED	NOS											0	3.94
	86071910	AXLES,WHEELS ETC.FR RLWAY WAGONS AND CARRGS	KGS											0	0.49
	86090000	CONTAINERS SPECIALLY DESIGNED ANDEQUIPPED FOR CARRIAGE BY ONE/MORE MODES OF TRNSPORT	NOS			0	847.85					0	10.03	0	857.89
	87087000	ROAD WHEELS AND PRTS AND ACCSSRS THEREOF	KGS											0	0.05
	89019000	OTHR VSSLS FOR TRNSPRT OF GOODS AND	NOS											0	0.04

TABLE V: State & ITCHS Code wise Inland Coasting Trade Statistics by Commodities (in Quantity and Value) for States/UTs of India : 2020-21

OUTWARD	ITEM CODE (ITCHS)	ITCHS Description	ITCHS Unit	7		8		9		10		11		12	
				Quantity	Value (in Rs. Cr)	Quantity	Value (in Rs. Cr)	Quantity	Value (in Rs. Cr)	Quantity	Value (in Rs. Cr)	Quantity	Value (in Rs. Cr)	Quantity	Value (in Rs. Cr)
				Lakshadweep		Maharashtra		Odisha		Tamil Nadu		West Bengal		Total	
				Quantity	Value (in Rs. Cr)	Quantity	Value (in Rs. Cr)	Quantity	Value (in Rs. Cr)	Quantity	Value (in Rs. Cr)	Quantity	Value (in Rs. Cr)	Quantity	Value (in Rs. Cr)
		OTHR VSSLS FOR TRNSPRT OF PERSONS AND GOODS													
	94041000	MATTRESS SUPPORTS	KGS											0	0.05
	99999998	UNSPECIFIED ITEMS	NA									0	1.61	0	1.69
KARNATAKA	27075000	OTH ARMTIC HYDCRBN MXTRS OF WHICH 65 PRCNT OR MORE BY VL (INCLDNG LOSSES) DISTLS AT 250 DGR.C. BY ISO 3405 (ASTM D 86 METHOD)	KGS									1644	427.41	1644	427.41
	27101241	MOTOR GASOLINE CONFORMING TO	MTS					0	43.25					0	77.81

TABLE V: State & ITCHS Code wise Inland Coasting Trade Statistics by Commodities (in Quantity and Value) for States/UTs of India : 2020-21

OUTWARD	ITEM CODE (ITCHS)	ITCHS Description	ITCHS Unit	7		8		9		10		11		12	
				Quantity	Value (in Rs. Cr)	Quantity	Value (in Rs. Cr)	Quantity	Value (in Rs. Cr)	Quantity	Value (in Rs. Cr)	Quantity	Value (in Rs. Cr)	Quantity	Value (in Rs. Cr)
				Lakshadweep		Maharashtra		Odisha		Tamil Nadu		West Bengal		Total	
				Quantity	Value (in Rs. Cr)	Quantity	Value (in Rs. Cr)	Quantity	Value (in Rs. Cr)	Quantity	Value (in Rs. Cr)	Quantity	Value (in Rs. Cr)	Quantity	Value (in Rs. Cr)
		STANDARD IS 2796													
	27101920	AVIATION TURBINE FUEL (ATF)	MTS			0	17.50							0	17.50
	27101949	HIGH FLASH HIGH SPEED DIESEL FUEL CONFORMING TO STANDARD IS 16861	MTS					0	209.98					1	371.56
	27101951	GRADE LV	MTS					0	12.79					0	21.48
KERALA	01064190	OTHER BEES	NOS											0	0.34
	07032000	GARLIC FRESH OR CHILLED	KGS											0	0.12
	07108090	OTHER VEGETABLES, FROZN	KGS												



TABLE V: State & ITCHS Code wise Inland Coasting Trade Statistics by Commodities (in Quantity and Value) for States/UTs of India : 2020-21

OUTWARD	ITEM CODE (ITCHS)	ITCHS Description	ITCHS Unit	7		8		9		10		11		12	
				Quantity	Value (in Rs. Cr)	Quantity	Value (in Rs. Cr)	Quantity	Value (in Rs. Cr)	Quantity	Value (in Rs. Cr)	Quantity	Value (in Rs. Cr)	Quantity	Value (in Rs. Cr)
				Lakshadweep		Maharashtra		Odisha		Tamil Nadu		West Bengal		Total	
				Quantity	Value (in Rs. Cr)	Quantity	Value (in Rs. Cr)	Quantity	Value (in Rs. Cr)	Quantity	Value (in Rs. Cr)	Quantity	Value (in Rs. Cr)	Quantity	Value (in Rs. Cr)
	07122000	ONIONS DRIED	KGS												0.12
	07132090	OTHER CHANA	KGS											2	1.28
	07139090	OTHER OF HDG. 071390	KGS									0	1.75	1	2.34
	08041090	OTHER DATES	KGS											0	0.17
	08134090	OTHERS FRUIT DRIED (EXCLDNG TAMARIND AND SINGODA WHOLE	KGS											0	0.01
	09092190	OTHER SEEDS OF CORIANDER; NEITHER CRUSHED NOR GROUND	KGS											0	0.90
	09093129	OTHER SEEDS OF CUMMIN EXCL. BLACK; NEITHER CRUSHED NOR	KGS											0	0.50

TABLE V: State & ITCHS Code wise Inland Coasting Trade Statistics by Commodities (in Quantity and Value) for States/UTs of India : 2020-21

OUTWARD	ITEM CODE (ITCHS)	ITCHS Description	ITCHS Unit	7		8		9		10		11		12	
				Quantity	Value (in Rs. Cr)	Quantity	Value (in Rs. Cr)	Quantity	Value (in Rs. Cr)	Quantity	Value (in Rs. Cr)	Quantity	Value (in Rs. Cr)	Quantity	Value (in Rs. Cr)
				Lakshadweep		Maharashtra		Odisha		Tamil Nadu		West Bengal		Total	
				Quantity	Value (in Rs. Cr)	Quantity	Value (in Rs. Cr)	Quantity	Value (in Rs. Cr)	Quantity	Value (in Rs. Cr)	Quantity	Value (in Rs. Cr)	Quantity	Value (in Rs. Cr)
		GROUND													
	09109919	OTHER SPICES N.E.S	KGS												0.48
	09109929	OTHER POWDER OF OTHER SPICES N.E.S.	KGS									5	10.05	5	10.53
	10019910	WHEAT	KGS							0	0.02			2	0.46
	10061090	OTHR RICE IN HUSK	KGS									4	3.73	545	124.49
	10063010	RICE PARBOILED	KGS									6	3.01	12	4.21
	11062010	FLOUR AND MEAL OF SAGO	KGS												0.08
	15121990	OTHERSUNFLWR ANDSAFFLWR OIL EXCLD EDIBLE/ NON-EDBLE	KGS												0.02

TABLE V: State & ITCHS Code wise Inland Coasting Trade Statistics by Commodities (in Quantity and Value) for States/UTs of India : 2020-21

OUTWARD	ITEM CODE (ITCHS)	ITCHS Description	ITCHS Unit	7		8		9		10		11		12	
				Quantity	Value (in Rs. Cr)	Quantity	Value (in Rs. Cr)	Quantity	Value (in Rs. Cr)	Quantity	Value (in Rs. Cr)	Quantity	Value (in Rs. Cr)	Quantity	Value (in Rs. Cr)
				Lakshadweep		Maharashtra		Odisha		Tamil Nadu		West Bengal		Total	
				Quantity	Value (in Rs. Cr)	Quantity	Value (in Rs. Cr)	Quantity	Value (in Rs. Cr)	Quantity	Value (in Rs. Cr)	Quantity	Value (in Rs. Cr)	Quantity	Value (in Rs. Cr)
		GRADE													
	15180039	OTHR VEG OIL AND ITS FATS EXCLDEDBLE GRADE	KGS											0	0.03
	19030000	TPIOCA AND SUBTTUTES PRPD FRM STRCH IN FORMOF FLKS GRAINS PERLS SFTNGS/IN SMLR FORMS	KGS											2	1.38
	21069019	SOFT DRINK - OTHER THAN SHARBAT	KGS											10	7.28
	21069099	OTHER FOOD PREPARATION NES	KGS											0	0.02
	22011010	MINERAL WATERS	LTR											0	0.01

TABLE V: State & ITCHS Code wise Inland Coasting Trade Statistics by Commodities (in Quantity and Value) for States/UTs of India : 2020-21

OUTWARD	ITEM CODE (ITCHS)	ITCHS Description	ITCHS Unit	7		8		9		10		11		12	
				Quantity	Value (in Rs. Cr)	Quantity	Value (in Rs. Cr)	Quantity	Value (in Rs. Cr)	Quantity	Value (in Rs. Cr)	Quantity	Value (in Rs. Cr)	Quantity	Value (in Rs. Cr)
				Lakshadweep		Maharashtra		Odisha		Tamil Nadu		West Bengal		Total	
				Quantity	Value (in Rs. Cr)	Quantity	Value (in Rs. Cr)	Quantity	Value (in Rs. Cr)	Quantity	Value (in Rs. Cr)	Quantity	Value (in Rs. Cr)	Quantity	Value (in Rs. Cr)
	22019090	OTHER WATERS (INCLUDING NATURAL WATER)	LTR							0	0.01	1	0.03	190	2.00
	23040010	OIL-CAKE AND OIL-CAKE MEAL OF SOYA BEAN EXPELLER VARIETY	KGS												0.08
	25010010	COMMON SALT(INCL. IODISED SALT)	KGS									3	0.23	3	0.23
	25059000	OTHER NATRL SANDS NES	KGS											150	44.44
	25061010	QUARTZ, LUMPS	KGS									0	0.04		0.04
	25061020	QUARTZ, POWDER	KGS												0.08
	25070010	KAOLIN (CHINA CLAY)	KGS											17	2.00

TABLE V: State & ITCHS Code wise Inland Coasting Trade Statistics by Commodities (in Quantity and Value) for States/UTs of India : 2020-21

OUTWARD	ITEM CODE (ITCHS)	ITCHS Description	ITCHS Unit	7		8		9		10		11		12	
				Quantity	Value (in Rs. Cr)	Quantity	Value (in Rs. Cr)	Quantity	Value (in Rs. Cr)	Quantity	Value (in Rs. Cr)	Quantity	Value (in Rs. Cr)	Quantity	Value (in Rs. Cr)
				Lakshadweep		Maharashtra		Odisha		Tamil Nadu		West Bengal		Total	
				Quantity	Value (in Rs. Cr)	Quantity	Value (in Rs. Cr)	Quantity	Value (in Rs. Cr)	Quantity	Value (in Rs. Cr)	Quantity	Value (in Rs. Cr)	Quantity	Value (in Rs. Cr)
		CRUDE													
	25081010	CRUDE BENTONITE (UNPROCESSED)	KGS									4	0.18	4	0.19
	25084090	OTHER CLAYS, NES	KGS											1111	94.71
	25085010	ANDALUSITE	KGS												0.01
	25085039	OTHER SILLIMANITE NES	KGS											52	8.85
	25191000	NATURAL MAGNESIUM CARBONATE(MAGNESITE)	KGS											103	9.20
	25199090	OTHER MAGNESIUM W/N PVRE	KGS												
	25202090	PLASTERS OTHER THAN CALCINED	KGS									2	0.18	2	0.18

TABLE V: State & ITCHS Code wise Inland Coasting Trade Statistics by Commodities (in Quantity and Value) for States/UTs of India : 2020-21

OUTWARD	ITEM CODE (ITCHS)	ITCHS Description	ITCHS Unit	7		8		9		10		11		12	
				Quantity	Value (in Rs. Cr)	Quantity	Value (in Rs. Cr)	Quantity	Value (in Rs. Cr)	Quantity	Value (in Rs. Cr)	Quantity	Value (in Rs. Cr)	Quantity	Value (in Rs. Cr)
				Lakshadweep		Maharashtra		Odisha		Tamil Nadu		West Bengal		Total	
				Quantity	Value (in Rs. Cr)	Quantity	Value (in Rs. Cr)	Quantity	Value (in Rs. Cr)	Quantity	Value (in Rs. Cr)	Quantity	Value (in Rs. Cr)	Quantity	Value (in Rs. Cr)
	25232910	ORDINARY PORTLAND CEMENT, DRY	KGS											250	11.10
	25301090	OTHER VERMICULITE, PERLITE AND CALORITS UNEXPANDED (INCLUDING POWDER)	KGS												0.03
	25309099	OTHER MINERAL SUBSTANCES NES	KGS												0.02
	26011111	60% FE OR MORE BUT BELOW 62% FE	KGS											121	18.90
	26140039	OTHER RUTILE	KGS											2	1.79
	27011910	COKING COAL	MTS												0.04

TABLE V: State & ITCHS Code wise Inland Coasting Trade Statistics by Commodities (in Quantity and Value) for States/UTs of India : 2020-21

OUTWARD	ITEM CODE (ITCHS)	ITCHS Description	ITCHS Unit	7		8		9		10		11		12	
				Lakshadweep		Maharashtra		Odisha		Tamil Nadu		West Bengal		Total	
				Quantity	Value (in Rs. Cr)	Quantity	Value (in Rs. Cr)	Quantity	Value (in Rs. Cr)	Quantity	Value (in Rs. Cr)	Quantity	Value (in Rs. Cr)	Quantity	Value (in Rs. Cr)
	27075000	OTH ARMTIC HYDCRBN MXTRS OF WHICH 65 PRCNT OR MORE BY VL (INCLDNG LOSSES) DISTLS AT 250 DGR.C. BY ISO 3405 (ASTM D 86 METHOD)	KGS									11254	3497.75	11957	3802.61
	27090000	PETROLEUM OILS AND OILS OBTAINED FROM BITUMINOUS MINERALS CRUDE	MTS						0	2.53			28.82	4	1108.01
	27101241	MOTOR GASOLINE CONFORMING TO STANDARD IS 2796	MTS					0	69.22		202.61	2	1106.03	5	2247.14

TABLE V: State & ITCHS Code wise Inland Coasting Trade Statistics by Commodities (in Quantity and Value) for States/UTs of India : 2020-21

OUTWARD	ITEM CODE (ITCHS)	ITCHS Description	ITCHS Unit	7		8		9		10		11		12	
				Quantity	Value (in Rs. Cr)	Quantity	Value (in Rs. Cr)	Quantity	Value (in Rs. Cr)	Quantity	Value (in Rs. Cr)	Quantity	Value (in Rs. Cr)	Quantity	Value (in Rs. Cr)
				Lakshadweep		Maharashtra		Odisha		Tamil Nadu		West Bengal		Total	
				Quantity	Value (in Rs. Cr)	Quantity	Value (in Rs. Cr)	Quantity	Value (in Rs. Cr)	Quantity	Value (in Rs. Cr)	Quantity	Value (in Rs. Cr)	Quantity	Value (in Rs. Cr)
	27101920	AVIATION TURBINE FUEL (ATF)	MTS											0	46.99
	27101943	LIGHT DIESEL OIL CONFORMING TO STANDARD IS 15770	MTS							0	43.96			0	46.40
	27101949	HIGH FLASH HIGH SPEED DIESEL FUEL CONFORMING TO STANDARD IS 16861	MTS	0	0.06			5	2306.86	7	2535.22	7	2620.10	37	16794.72
	27101951	GRADE LV	MTS					0	81.53	0	3.71		140.15	2	657.47
	27101978	OTHER LUBRICATING OIL, CONFORMING TO ANY OTHER BIS STANDARD	MTS											0	10.78



TABLE V: State & ITCHS Code wise Inland Coasting Trade Statistics by Commodities (in Quantity and Value) for States/UTs of India : 2020-21

OUTWARD	ITEM CODE (ITCHS)	ITCHS Description	ITCHS Unit	7		8		9		10		11		12	
				Quantity	Value (in Rs. Cr)	Quantity	Value (in Rs. Cr)	Quantity	Value (in Rs. Cr)	Quantity	Value (in Rs. Cr)	Quantity	Value (in Rs. Cr)	Quantity	Value (in Rs. Cr)
				Lakshadweep		Maharashtra		Odisha		Tamil Nadu		West Bengal		Total	
				Quantity	Value (in Rs. Cr)	Quantity	Value (in Rs. Cr)	Quantity	Value (in Rs. Cr)	Quantity	Value (in Rs. Cr)	Quantity	Value (in Rs. Cr)	Quantity	Value (in Rs. Cr)
	27101990	OTHER PETROLEUM OILS AND OILS OBTAINED FROM BITUMINOUS MINERALS NES	MTS											0	0.49
	27111920	LPG (FOR AUTOMOTIVE PURPOSES) CONFORMING TO STANDARD IS 14861	KGS												
	27131110	RAW PETROLEUM COKE FOR ANODE MAKING IN ALUMINIUM INDUSTRY CONFORMING TO STANDARD IS 17049	KGS									0	1.50	1	1.81
	28030010	CARBON BLACKS	KGS											0	0.09

TABLE V: State & ITCHS Code wise Inland Coasting Trade Statistics by Commodities (in Quantity and Value) for States/UTs of India : 2020-21

OUTWARD	ITEM CODE (ITCHS)	ITCHS Description	ITCHS Unit	7		8		9		10		11		12	
				Lakshadweep		Maharashtra		Odisha		Tamil Nadu		West Bengal		Total	
				Quantity	Value (in Rs. Cr)	Quantity	Value (in Rs. Cr)	Quantity	Value (in Rs. Cr)	Quantity	Value (in Rs. Cr)	Quantity	Value (in Rs. Cr)	Quantity	Value (in Rs. Cr)
	28051200	CALCIUM	KGS											0	0.04
	28061000	HYDROGEN CHLORIDE(HYDROCHLORIC ACID)	KGS											0	0.01
	28112110	DRY ICE	KGS												
	28112190	CARBON DIOXIDE IN OTHER FORM	KGS											0	0.23
	28182010	ALUMINA CALCINED	KGS											0	0.16
	28182090	OTHER ALUMINIUM OXIDE	KGS											16	9.49
	28211020	IRON HYDROXIDES	KGS												0.75
	28273990	OTHER CHLORIDES, NES	KGS											53	59.19

TABLE V: State & ITCHS Code wise Inland Coasting Trade Statistics by Commodities (in Quantity and Value) for States/UTs of India : 2020-21

OUTWARD	ITEM CODE (ITCHS)	ITCHS Description	ITCHS Unit	7		8		9		10		11		12	
				Quantity	Value (in Rs. Cr)	Quantity	Value (in Rs. Cr)	Quantity	Value (in Rs. Cr)	Quantity	Value (in Rs. Cr)	Quantity	Value (in Rs. Cr)	Quantity	Value (in Rs. Cr)
				Lakshadweep		Maharashtra		Odisha		Tamil Nadu		West Bengal		Total	
				Quantity	Value (in Rs. Cr)	Quantity	Value (in Rs. Cr)	Quantity	Value (in Rs. Cr)	Quantity	Value (in Rs. Cr)	Quantity	Value (in Rs. Cr)	Quantity	Value (in Rs. Cr)
	28332100	MAGNESIUM SULPHATE	KGS											1	0.09
	28332910	FERROUS SULPHATE	KGS									6	0.78	9	1.02
	28362010	DISODIUM CARBONATE DENSE	KGS									1	0.22	1	0.22
	28362090	OTHER DISODIUM CARBONATE	KGS									2	0.23	2	0.23
	28369990	OTHER CARBONATES, NES	KGS									0	0.37	0	0.37
	29037900	OTHER	KGS											0	0.02
	29392030	QUININE SULPHATE	KGS									6	0.63	6	0.63
	30041090	OTHER MDCMNTS CNTNG PENCLLNS/DRVTVS	KGS												0.01

TABLE V: State & ITCHS Code wise Inland Coasting Trade Statistics by Commodities (in Quantity and Value) for States/UTs of India : 2020-21

OUTWARD	ITEM CODE (ITCHS)	ITCHS Description	ITCHS Unit	7		8		9		10		11		12	
				Quantity	Value (in Rs. Cr)	Quantity	Value (in Rs. Cr)	Quantity	Value (in Rs. Cr)	Quantity	Value (in Rs. Cr)	Quantity	Value (in Rs. Cr)	Quantity	Value (in Rs. Cr)
				Lakshadweep		Maharashtra		Odisha		Tamil Nadu		West Bengal		Total	
				Quantity	Value (in Rs. Cr)	Quantity	Value (in Rs. Cr)	Quantity	Value (in Rs. Cr)	Quantity	Value (in Rs. Cr)	Quantity	Value (in Rs. Cr)	Quantity	Value (in Rs. Cr)
		THROF WITH A PENCLLNC ACID STRCTR/STRPTMYCNS OR THEIR DERVATIVS PUT UP FOR RETALE SA													
	31021000	UREA WHETHER OR NOT IN AQUEOUS SOLUTION	KGS									0	0.63	0	0.63
	31059090	OTHER FERTILISERS N.E.S.	KGS									6	0.63	6	0.68
	32099090	OTHR PAINT VARNSHS (INCL ENML AND LAQURS) BSD ON OTHR SYNTHTIC POLYMERS ETC N.E.S.;	KGS											0	0.47

TABLE V: State & ITCHS Code wise Inland Coasting Trade Statistics by Commodities (in Quantity and Value) for States/UTs of India : 2020-21

OUTWARD	ITEM CODE (ITCHS)	ITCHS Description	ITCHS Unit	7		8		9		10		11		12	
				Lakshadweep		Maharashtra		Odisha		Tamil Nadu		West Bengal		Total	
				Quantity	Value (in Rs. Cr)	Quantity	Value (in Rs. Cr)	Quantity	Value (in Rs. Cr)	Quantity	Value (in Rs. Cr)	Quantity	Value (in Rs. Cr)	Quantity	Value (in Rs. Cr)
	32149090	OTHERS	KGS											0	0.24
	34011990	OTHER HOUSEHOLD AND LAUNDRY SOAPS NES	KGS												
	34012000	SOAP IN OTHER FORMS	KGS											0	0.15
	34022090	OTHER PREPARATIONS PUT UP FOR RETAIL SALE	KGS											0	0.01
	39019000	OTHER	KGS											3	1.07
	39159090	WASTE PARINGS AND SCRAP OF OTHR PLASTIC NES	KGS											11	4.19
	39205119	OTHER SHEETS OF PLYMTHYL METHACRYLTE	KGS												0.47

TABLE V: State & ITCHS Code wise Inland Coasting Trade Statistics by Commodities (in Quantity and Value) for States/UTs of India : 2020-21

OUTWARD	ITEM CODE (ITCHS)	ITCHS Description	ITCHS Unit	7		8		9		10		11		12	
				Quantity	Value (in Rs. Cr)	Quantity	Value (in Rs. Cr)	Quantity	Value (in Rs. Cr)	Quantity	Value (in Rs. Cr)	Quantity	Value (in Rs. Cr)	Quantity	Value (in Rs. Cr)
				Lakshadweep		Maharashtra		Odisha		Tamil Nadu		West Bengal		Total	
				Quantity	Value (in Rs. Cr)	Quantity	Value (in Rs. Cr)	Quantity	Value (in Rs. Cr)	Quantity	Value (in Rs. Cr)	Quantity	Value (in Rs. Cr)	Quantity	Value (in Rs. Cr)
	40011010	PREVULCANISED NATRL RUBR LATEX	KGS											852	1431.72
	40021990	OTHERS SYNTHETIC RUBR AND PACTICE DRVD FROM OILS IN PRMRY FORMS/IN PLTS SHTS ETC MXTRS EXCL. LATEX	KGS											0	0.02
	40082990	OTHER FORM OF NON/CELLULAR RUBR	KGS												
	44011190	OTHER	TON												
	44071100	OF PINE (PINUS SPP.)	CUM												
	44083190	OTHER VNR SHEETS-	KGS											1	0.11

TABLE V: State & ITCHS Code wise Inland Coasting Trade Statistics by Commodities (in Quantity and Value) for States/UTs of India : 2020-21

OUTWARD	ITEM CODE (ITCHS)	ITCHS Description	ITCHS Unit	7		8		9		10		11		12	
				Quantity	Value (in Rs. Cr)	Quantity	Value (in Rs. Cr)	Quantity	Value (in Rs. Cr)	Quantity	Value (in Rs. Cr)	Quantity	Value (in Rs. Cr)	Quantity	Value (in Rs. Cr)
				Lakshadweep		Maharashtra		Odisha		Tamil Nadu		West Bengal		Total	
				Quantity	Value (in Rs. Cr)	Quantity	Value (in Rs. Cr)	Quantity	Value (in Rs. Cr)	Quantity	Value (in Rs. Cr)	Quantity	Value (in Rs. Cr)	Quantity	Value (in Rs. Cr)
		MRNTI													
	44089090	OTHERS	KGS											1	0.57
	44123110	DECORATIVE PLYWOOD	CUM											1	61.31
	44152000	PALETS,PALETS(BOX,COLORS) AND OTHR LOAD BORDSOF WOOD	CUM											2	8.50
	48021010	HAND MADE PAPER	KGS											1	0.18
	48201090	OTHERS	KGS												
	49011010	PRINTED BOOKS	NOS											0	0.09
	52030000	COTTON CARDED OR COMBED	KGS											1	1.28

TABLE V: State & ITCHS Code wise Inland Coasting Trade Statistics by Commodities (in Quantity and Value) for States/UTs of India : 2020-21

OUTWARD	ITEM CODE (ITCHS)	ITCHS Description	ITCHS Unit	7		8		9		10		11		12	
				Quantity	Value (in Rs. Cr)	Quantity	Value (in Rs. Cr)	Quantity	Value (in Rs. Cr)	Quantity	Value (in Rs. Cr)	Quantity	Value (in Rs. Cr)	Quantity	Value (in Rs. Cr)
				Lakshadweep		Maharashtra		Odisha		Tamil Nadu		West Bengal		Total	
				Quantity	Value (in Rs. Cr)	Quantity	Value (in Rs. Cr)	Quantity	Value (in Rs. Cr)	Quantity	Value (in Rs. Cr)	Quantity	Value (in Rs. Cr)	Quantity	Value (in Rs. Cr)
	53050040	COIR PITH	KGS							17	17.18			17	17.67
	56075040	NYLON ROPE	KGS											0	0.29
	56079090	OTHER TWINE, CORDAGE, ROPE AND CABLES	KGS											0	0.07
	62113200	OTHR GRMNTS OF CTN FOR MENS OR BOYS	NOS												
	63041940	BED SHEETS AND BED COVERS OF COTTON, HANDLOOM	NOS											0	0.01
	63051030	JUTE HESSIAN BAGS	KGS											6	2.52
	64035119	OTHR ANKLE CVRD ALL LTHR SHOES	PRS												



TABLE V: State & ITCHS Code wise Inland Coasting Trade Statistics by Commodities (in Quantity and Value) for States/UTs of India : 2020-21

OUTWARD	ITEM CODE (ITCHS)	ITCHS Description	ITCHS Unit	7		8		9		10		11		12	
				Quantity	Value (in Rs. Cr)	Quantity	Value (in Rs. Cr)	Quantity	Value (in Rs. Cr)	Quantity	Value (in Rs. Cr)	Quantity	Value (in Rs. Cr)	Quantity	Value (in Rs. Cr)
				Lakshadweep		Maharashtra		Odisha		Tamil Nadu		West Bengal		Total	
				Quantity	Value (in Rs. Cr)	Quantity	Value (in Rs. Cr)	Quantity	Value (in Rs. Cr)	Quantity	Value (in Rs. Cr)	Quantity	Value (in Rs. Cr)	Quantity	Value (in Rs. Cr)
	65061010	SPD GLS WELDNG HLMTS/OTHR HLMTS MEANT FOR INDUSTRIAL USE	NOS												
	68159920	SANITAY WARES, KITCHEN WARES AND OTHER MADE UP ARTICLES OF FLY ASH	KGS											0	0.02
	69010030	TILES	TON							0	0.05	0	2.05	0	2.59
	69022020	BRICKS AND SHAPES, HIGH ALUMINA	TON											0	0.82
	69022040	SILICON CARBIDE BRICKS AND SHAPES	TON											0	0.99

TABLE V: State & ITCHS Code wise Inland Coasting Trade Statistics by Commodities (in Quantity and Value) for States/UTs of India : 2020-21

OUTWARD	ITEM CODE (ITCHS)	ITCHS Description	ITCHS Unit	7		8		9		10		11		12	
				Quantity	Value (in Rs. Cr)	Quantity	Value (in Rs. Cr)	Quantity	Value (in Rs. Cr)	Quantity	Value (in Rs. Cr)	Quantity	Value (in Rs. Cr)	Quantity	Value (in Rs. Cr)
				Lakshadweep		Maharashtra		Odisha		Tamil Nadu		West Bengal		Total	
				Quantity	Value (in Rs. Cr)	Quantity	Value (in Rs. Cr)	Quantity	Value (in Rs. Cr)	Quantity	Value (in Rs. Cr)	Quantity	Value (in Rs. Cr)	Quantity	Value (in Rs. Cr)
	69039010	ZIRCON/ZIRCON-MULLITE REFRACTORIES	TON											0	6.41
	69051000	ROOFING TILES	TON							0	0.02			0	0.02
	70010090	OTHR WSTE AND SCRP OF GLS	KGS											5	0.23
	70049019	OTHR WND GLS OTHR DRN AND BLN GLS	SQM											0	0.65
	70051090	OTHR NON-WIRED GLS HVG ABSRBNT RFLTNG LYER	SQM											0	0.06
	70139900	OTHR THN GLA STATUES OF LEAD CRYSTALS	KGS											0	0.02
	72029990	OTHERS	KGS											1	0.72

TABLE V: State & ITCHS Code wise Inland Coasting Trade Statistics by Commodities (in Quantity and Value) for States/UTs of India : 2020-21

OUTWARD	ITEM CODE (ITCHS)	ITCHS Description	ITCHS Unit	7		8		9		10		11		12	
				Quantity	Value (in Rs. Cr)	Quantity	Value (in Rs. Cr)	Quantity	Value (in Rs. Cr)	Quantity	Value (in Rs. Cr)	Quantity	Value (in Rs. Cr)	Quantity	Value (in Rs. Cr)
				Lakshadweep		Maharashtra		Odisha		Tamil Nadu		West Bengal		Total	
				Quantity	Value (in Rs. Cr)	Quantity	Value (in Rs. Cr)	Quantity	Value (in Rs. Cr)	Quantity	Value (in Rs. Cr)	Quantity	Value (in Rs. Cr)	Quantity	Value (in Rs. Cr)
	72044900	OTHER WASTE AND SCRAP	KGS											2	0.60
	72141090	OTHER FORGED BARS AND RODS	KGS											1	0.25
	72262011	HOT ROLLED IN COILS	KGS											2	1.00
	72282000	OTHER BARS ANDRODS OF SILICO MANGANESE STEEL	KGS									10	9.67	10	9.67
	73063090	OTHER,WELDED,OF CIRCULAR CROSS-SECTION, MADE UP OF NON-ALLY STEEL TUBE/PIPES	KGS											0	0.15

TABLE V: State & ITCHS Code wise Inland Coasting Trade Statistics by Commodities (in Quantity and Value) for States/UTs of India : 2020-21

OUTWARD	ITEM CODE (ITCHS)	ITCHS Description	ITCHS Unit	7		8		9		10		11		12	
				Quantity	Value (in Rs. Cr)	Quantity	Value (in Rs. Cr)	Quantity	Value (in Rs. Cr)	Quantity	Value (in Rs. Cr)	Quantity	Value (in Rs. Cr)	Quantity	Value (in Rs. Cr)
				Lakshadweep		Maharashtra		Odisha		Tamil Nadu		West Bengal		Total	
				Quantity	Value (in Rs. Cr)	Quantity	Value (in Rs. Cr)	Quantity	Value (in Rs. Cr)	Quantity	Value (in Rs. Cr)	Quantity	Value (in Rs. Cr)	Quantity	Value (in Rs. Cr)
	73102990	OTHERS	KGS												
	73121010	WIRE ROPES,BLACK	KGS												
	73151290	OTHERS OF OTHER ARTICULATED LINK CHAIN	KGS											0	0.01
	73241000	SINKS AND WASH BASINS OF STAINLESS STEEL	NOS											0	0.16
	73269080	PARTS OFSHIPS,FLOATING STRUCTRRE AND VESSELS (INCL RUDDER,STEERING ETC)	KGS											0	6.15
	73269099	ALL OTHER ARTICLES OF	KGS											2	0.66

TABLE V: State & ITCHS Code wise Inland Coasting Trade Statistics by Commodities (in Quantity and Value) for States/UTs of India : 2020-21

OUTWARD	ITEM CODE (ITCHS)	ITCHS Description	ITCHS Unit	7		8		9		10		11		12	
				Quantity	Value (in Rs. Cr)	Quantity	Value (in Rs. Cr)	Quantity	Value (in Rs. Cr)	Quantity	Value (in Rs. Cr)	Quantity	Value (in Rs. Cr)	Quantity	Value (in Rs. Cr)
				Lakshadweep		Maharashtra		Odisha		Tamil Nadu		West Bengal		Total	
				Quantity	Value (in Rs. Cr)	Quantity	Value (in Rs. Cr)	Quantity	Value (in Rs. Cr)	Quantity	Value (in Rs. Cr)	Quantity	Value (in Rs. Cr)	Quantity	Value (in Rs. Cr)
		IRON/STEEL NES OTHER STEERING OR RUDDER EQUIPMENT FOR SHIPS AND BOATS, N.E.S.													
	76011090	OTHER ALUMINIUM-NOT ALLOYED	KGS											1	1.02
	76042910	HRD DRWN BARE ALMNM CONDCTRS STL RE-INFRCD	KGS											2	3.54
	84133030	WATER PUMP	NOS											0	0.02
	84138190	OTHERS	NOS												
	84182100	COMPRESSION-TYPE REFRIGERATORS,HOUSEH	NOS											0	0.08

TABLE V: State & ITCHS Code wise Inland Coasting Trade Statistics by Commodities (in Quantity and Value) for States/UTs of India : 2020-21

OUTWARD	ITEM CODE (ITCHS)	ITCHS Description	ITCHS Unit	7		8		9		10		11		12	
				Quantity	Value (in Rs. Cr)	Quantity	Value (in Rs. Cr)	Quantity	Value (in Rs. Cr)	Quantity	Value (in Rs. Cr)	Quantity	Value (in Rs. Cr)	Quantity	Value (in Rs. Cr)
				Lakshadweep		Maharashtra		Odisha		Tamil Nadu		West Bengal		Total	
				Quantity	Value (in Rs. Cr)	Quantity	Value (in Rs. Cr)	Quantity	Value (in Rs. Cr)	Quantity	Value (in Rs. Cr)	Quantity	Value (in Rs. Cr)	Quantity	Value (in Rs. Cr)
		OLD													
	84198190	OTHR MACHINRY,PLANT AND EQUIPMENT FOR MAKINGHOT DRINKS OR FOR COOKING/HEATING FOOD	NOS											0	3.00
	84213990	OTHERS	NOS											0	0.01
	84219900	OTHR PARTS OF FLTRNG/PURFYNG MCHNRY	NOS											0	0.01
	84241000	FIRE EXTINGUISHERS,W/N CHARGED	NOS												

TABLE V: State & ITCHS Code wise Inland Coasting Trade Statistics by Commodities (in Quantity and Value) for States/UTs of India : 2020-21

OUTWARD	ITEM CODE (ITCHS)	ITCHS Description	ITCHS Unit	7		8		9		10		11		12	
				Quantity	Value (in Rs. Cr)	Quantity	Value (in Rs. Cr)	Quantity	Value (in Rs. Cr)	Quantity	Value (in Rs. Cr)	Quantity	Value (in Rs. Cr)	Quantity	Value (in Rs. Cr)
				Lakshadweep		Maharashtra		Odisha		Tamil Nadu		West Bengal		Total	
				Quantity	Value (in Rs. Cr)	Quantity	Value (in Rs. Cr)	Quantity	Value (in Rs. Cr)	Quantity	Value (in Rs. Cr)	Quantity	Value (in Rs. Cr)	Quantity	Value (in Rs. Cr)
	84439951	INK CARTRIDGES WITH PRINT HEAD ASSEMBLY	NOS									0	0.05	0	0.05
	84501900	OTHR MCHNS OF A DRY LINN CPCTY<=10 KG	NOS												
	84593910	VERTICAL TRNING OR BORING	NOS											0	0.08
	84713010	PERSONAL COMPUTER (LAPTOP,PALMTOP,ETC)	NOS											0	1.58
	84715000	DIGITL PROCESNG UNITS EXCL OF SUB HDNGS 847141 AND 847149,WH/NOT CONT ONE/TWO TYP OF UNI,LIKE	NOS												

TABLE V: State & ITCHS Code wise Inland Coasting Trade Statistics by Commodities (in Quantity and Value) for States/UTs of India : 2020-21

OUTWARD	ITEM CODE (ITCHS)	ITCHS Description	ITCHS Unit	7		8		9		10		11		12	
				Quantity	Value (in Rs. Cr)	Quantity	Value (in Rs. Cr)	Quantity	Value (in Rs. Cr)	Quantity	Value (in Rs. Cr)	Quantity	Value (in Rs. Cr)	Quantity	Value (in Rs. Cr)
				Lakshadweep		Maharashtra		Odisha		Tamil Nadu		West Bengal		Total	
				Quantity	Value (in Rs. Cr)	Quantity	Value (in Rs. Cr)	Quantity	Value (in Rs. Cr)	Quantity	Value (in Rs. Cr)	Quantity	Value (in Rs. Cr)	Quantity	Value (in Rs. Cr)
		STORG/INPUT/OUTPUT UNI													
	84796000	EVAPORATIVE AIR COOLERS	NOS											0	0.05
	84799090	PRTS OF OTHR MCHNRY AND MCHNCL APPLNCS,HVNG INDVDL FUNCTNS	KGS											0	0.75
	84849000	OTHR GASKETS AND SMLR JOINTS OF METAL	KGS												
	84879000	OTHR MCANRY PARTS OF HEADING 8485	KGS												
	85011019	OTHER MOTOR WTH OUTPUT <=37.5 W	NOS											0	0.01



TABLE V: State & ITCHS Code wise Inland Coasting Trade Statistics by Commodities (in Quantity and Value) for States/UTs of India : 2020-21

OUTWARD	ITEM CODE (ITCHS)	ITCHS Description	ITCHS Unit	7		8		9		10		11		12	
				Quantity	Value (in Rs. Cr)	Quantity	Value (in Rs. Cr)	Quantity	Value (in Rs. Cr)	Quantity	Value (in Rs. Cr)	Quantity	Value (in Rs. Cr)	Quantity	Value (in Rs. Cr)
				Lakshadweep		Maharashtra		Odisha		Tamil Nadu		West Bengal		Total	
				Quantity	Value (in Rs. Cr)	Quantity	Value (in Rs. Cr)	Quantity	Value (in Rs. Cr)	Quantity	Value (in Rs. Cr)	Quantity	Value (in Rs. Cr)	Quantity	Value (in Rs. Cr)
	85030090	PARTS OF OTHR ROTATING ELECTRC PLANTS	NOS											0	0.03
	85061000	PRIMARY CELLS AND PRIMARY BATTERIES OF MANGANESE DIOXIDE OF AN EXTRNL VOLUME <= 300CC	NOS												
	85094090	OTHERS(E.G.FRUIT JUICE EXTRCTRS)	NOS									0	0.48		0.95
	85177090	OTHR PARTS OF TELEPHONC/TELEGRPHC APPARTS	KGS											0	0.01
	85369090	OTHER	NOS											1	1.78

TABLE V: State & ITCHS Code wise Inland Coasting Trade Statistics by Commodities (in Quantity and Value) for States/UTs of India : 2020-21

OUTWARD	ITEM CODE (ITCHS)	ITCHS Description	ITCHS Unit	7		8		9		10		11		12	
				Quantity	Value (in Rs. Cr)	Quantity	Value (in Rs. Cr)	Quantity	Value (in Rs. Cr)	Quantity	Value (in Rs. Cr)	Quantity	Value (in Rs. Cr)	Quantity	Value (in Rs. Cr)
				Lakshadweep		Maharashtra		Odisha		Tamil Nadu		West Bengal		Total	
				Quantity	Value (in Rs. Cr)	Quantity	Value (in Rs. Cr)	Quantity	Value (in Rs. Cr)	Quantity	Value (in Rs. Cr)	Quantity	Value (in Rs. Cr)	Quantity	Value (in Rs. Cr)
MAHA RASHT	85393190	OTHR FLUORESCENT,HOT CATHODE	NOS												
	85414011	SOLAR CELLS, NOT ASSEMBLED	NOS												
	85441920	PLASTIC INSULATED WINDING WIRE	MTR												
	87082900	OTHR PRTS AND ACCSSRS OF BODIES(INCL CABS)	KGS												0.18
	98059000	OTHERS	KGS											689	836.94
	99999998	UNSPECIFIED ITEMS	NA												19.29
	23099090	OTHER PREPARATIONS OF ANIMAL FEEDING	KGS											1645	493.48
	26011111	60% FE OR MORE BUT	KGS					68	8.79					68	8.79

TABLE V: State & ITCHS Code wise Inland Coasting Trade Statistics by Commodities (in Quantity and Value) for States/UTs of India : 2020-21

OUTWARD	ITEM CODE (ITCHS)	ITCHS Description	ITCHS Unit	7		8		9		10		11		12	
				Quantity	Value (in Rs. Cr)	Quantity	Value (in Rs. Cr)	Quantity	Value (in Rs. Cr)	Quantity	Value (in Rs. Cr)	Quantity	Value (in Rs. Cr)	Quantity	Value (in Rs. Cr)
				Lakshadweep		Maharashtra		Odisha		Tamil Nadu		West Bengal		Total	
				Quantity	Value (in Rs. Cr)	Quantity	Value (in Rs. Cr)	Quantity	Value (in Rs. Cr)	Quantity	Value (in Rs. Cr)	Quantity	Value (in Rs. Cr)	Quantity	Value (in Rs. Cr)
		BELOW 62% FE													
	27075000	OTH ARMTCH HYDCRBN MXTRS OF WHICH 65 PRCNT OR MORE BY VL (INCLDNG LOSSES) DISTLS AT 250 DGR.C. BY ISO 3405 (ASTM D 86 METHOD)	KGS											6705	2182.24
	27090000	PETROLEUM OILS AND OILS OBTAINED FROM BITUMINOUS MINERALS CRUDE	MTS			5	1555.92	1	131.53	10	2568.3	1	236.23	20	5312.25
	27101241	MOTOR GASOLINE CONFORMING TO	MTS			1	176.44	0	79.79	1	866.74	2	1081.29	5	2615.18

TABLE V: State & ITCHS Code wise Inland Coasting Trade Statistics by Commodities (in Quantity and Value) for States/UTs of India : 2020-21

OUTWARD	ITEM CODE (ITCHS)	ITCHS Description	ITCHS Unit	7		8		9		10		11		12	
				Quantity	Value (in Rs. Cr)	Quantity	Value (in Rs. Cr)	Quantity	Value (in Rs. Cr)	Quantity	Value (in Rs. Cr)	Quantity	Value (in Rs. Cr)	Quantity	Value (in Rs. Cr)
				Lakshadweep		Maharashtra		Odisha		Tamil Nadu		West Bengal		Total	
		STANDARD IS 2796													
	27101920	AVIATION TURBINE FUEL (ATF)	MTS											1	418.59
	27101943	LIGHT DIESEL OIL CONFORMING TO STANDARD IS 15770	MTS							0	15.17	0	20.15	0	59.22
	27101949	HIGH FLASH HIGH SPEED DIESEL FUEL CONFORMING TO STANDARD IS 16861	MTS			1	310.47	0	60.09	1	365.87	18	994.00	0.23	6420.23
	27101951	GRADE LV	MTS			1	198.80	1	192.77	2	568.57	1	339.25	0.08	1986.96
	27101971	BASE OIL	MTS									3	1146.85	0.03	1146.85
	27101978	OTHER LUBRICATING OIL,	MTS							0	7.40			0	7.40

TABLE V: State & ITCHS Code wise Inland Coasting Trade Statistics by Commodities (in Quantity and Value) for States/UTs of India : 2020-21

OUTWARD	ITEM CODE (ITCHS)	ITCHS Description	ITCHS Unit	7		8		9		10		11		12	
				Quantity	Value (in Rs. Cr)	Quantity	Value (in Rs. Cr)	Quantity	Value (in Rs. Cr)	Quantity	Value (in Rs. Cr)	Quantity	Value (in Rs. Cr)	Quantity	Value (in Rs. Cr)
				Lakshadweep		Maharashtra		Odisha		Tamil Nadu		West Bengal		Total	
				Quantity	Value (in Rs. Cr)	Quantity	Value (in Rs. Cr)	Quantity	Value (in Rs. Cr)	Quantity	Value (in Rs. Cr)	Quantity	Value (in Rs. Cr)	Quantity	Value (in Rs. Cr)
		CONFORMING TO ANY OTHER BIS STANDARD													
	28043000	NITROGEN	KGS									1	2.21	1	2.21
	28271000	AMMONIUM CHLORIDE	KGS									3	2.21	3	2.21
	28369920	MAGNESIUM CARBONATE (EXCL NATURAL)	KGS									14	7.60	14	7.60
	38151100	SUPPRTD CATALYSTS WTH NICKEL/NICKEL CMPNDS	KGS			4	78.58							4	78.58
	68101190	OTHER	KGS			173 0	71.85							1730	71.85
	73241000	SINKS AND WASH BASINS OF STAINLESS STEEL	NOS			9	12.83							9	12.83

TABLE V: State & ITCHS Code wise Inland Coasting Trade Statistics by Commodities (in Quantity and Value) for States/UTs of India : 2020-21

OUTWARD	ITEM CODE (ITCHS)	ITCHS Description	ITCHS Unit	7		8		9		10		11		12	
				Quantity	Value (in Rs. Cr)	Quantity	Value (in Rs. Cr)	Quantity	Value (in Rs. Cr)	Quantity	Value (in Rs. Cr)	Quantity	Value (in Rs. Cr)	Quantity	Value (in Rs. Cr)
				Lakshadweep		Maharashtra		Odisha		Tamil Nadu		West Bengal		Total	
				Quantity	Value (in Rs. Cr)	Quantity	Value (in Rs. Cr)	Quantity	Value (in Rs. Cr)	Quantity	Value (in Rs. Cr)	Quantity	Value (in Rs. Cr)	Quantity	Value (in Rs. Cr)
	82052000	HAMMERS AND SLEDGE HAMMERS	NOS											0	0.01
	84213990	OTHERS	NOS											0	2.95
	85340000	PRINTED CIRCUITS	NOS							0	23.73			0	23.73
	85439000	PARTS OF ARTICLES OF HEADING 8543	KGS											0	0.05
	86090000	CONTAINERS SPECIALLY DESIGNED ANDEQUIPPED FOR CARRIAGE BY ONE/MORE MODES OF TRNSPORT	NOS			0	65.05							0	949.24

TABLE V: State & ITCHS Code wise Inland Coasting Trade Statistics by Commodities (in Quantity and Value) for States/UTs of India : 2020-21

OUTWARD	ITEM CODE (ITCHS)	ITCHS Description	ITCHS Unit	7		8		9		10		11		12	
				Quantity	Value (in Rs. Cr)	Quantity	Value (in Rs. Cr)	Quantity	Value (in Rs. Cr)	Quantity	Value (in Rs. Cr)	Quantity	Value (in Rs. Cr)	Quantity	Value (in Rs. Cr)
				Lakshadweep		Maharashtra		Odisha		Tamil Nadu		West Bengal		Total	
				Quantity	Value (in Rs. Cr)	Quantity	Value (in Rs. Cr)	Quantity	Value (in Rs. Cr)	Quantity	Value (in Rs. Cr)	Quantity	Value (in Rs. Cr)	Quantity	Value (in Rs. Cr)
	89019000	OTHR VSSLS FOR TRNSPRT OF GOODS AND OTHR VSSLS FOR TRNSPRT OF PERSONS AND GOODS	NOS			0	7.74								7.74
ODISHA	25061010	QUARTZ, LUMPS	KGS											0.18	7.30
	26011111	60% FE OR MORE BUT BELOW 62% FE	KGS			23616	3070.13							24166	3152.63
	26011139	65% FE AND ABOVE	KGS							43	26.26			43	26.26
	27011910	COKING COAL	MTS									0	10.00	0	10.00

TABLE V: State & ITCHS Code wise Inland Coasting Trade Statistics by Commodities (in Quantity and Value) for States/UTs of India : 2020-21

OUTWARD	ITEM CODE (ITCHS)	ITCHS Description	ITCHS Unit	7		8		9		10		11		12	
				Quantity	Value (in Rs. Cr)	Quantity	Value (in Rs. Cr)	Quantity	Value (in Rs. Cr)	Quantity	Value (in Rs. Cr)	Quantity	Value (in Rs. Cr)	Quantity	Value (in Rs. Cr)
				Lakshadweep		Maharashtra		Odisha		Tamil Nadu		West Bengal		Total	
	27075000	OTH ARMTIC HYDCRBN MXTRS OF WHICH 65 PRCNT OR MORE BY VL (INCLDNG LOSSES) DISTLS AT 250 DGR.C. BY ISO 3405 (ASTM D 86 METHOD)	KGS							102	26.59	810	210.71	1767	459.38
	27101241	MOTOR GASOLINE CONFORMING TO STANDARD IS 2796	MTS			0	55.72			6	1923.72	4	2055.29	12	5047.40
	27101920	AVIATION TURBINE FUEL (ATF)	MTS			0	28.04			0	24.43	0	76.44	1	299.01
	27101932	KEROSENE CONFORMING TO STANDARD IS 1459	MTS									0	0.58	0	6.03



TABLE V: State & ITCHS Code wise Inland Coasting Trade Statistics by Commodities (in Quantity and Value) for States/UTs of India : 2020-21

OUTWARD	ITEM CODE (ITCHS)	ITCHS Description	ITCHS Unit	7		8		9		10		11		12	
				Quantity	Value (in Rs. Cr)	Quantity	Value (in Rs. Cr)	Quantity	Value (in Rs. Cr)	Quantity	Value (in Rs. Cr)	Quantity	Value (in Rs. Cr)	Quantity	Value (in Rs. Cr)
				Lakshadweep		Maharashtra		Odisha		Tamil Nadu		West Bengal		Total	
				Quantity	Value (in Rs. Cr)	Quantity	Value (in Rs. Cr)	Quantity	Value (in Rs. Cr)	Quantity	Value (in Rs. Cr)	Quantity	Value (in Rs. Cr)	Quantity	Value (in Rs. Cr)
	27101949	HIGH FLASH HIGH SPEED DIESEL FUEL CONFORMING TO STANDARD IS 16861	MTS			2	1112.8			2	854.98	9	3410.19	0.20	7287.13
	27101951	GRADE LV	MTS			0	23.39					0	79.09	0.01	137.29
	68101190	OTHER	KGS									0	0.01	0	0.01
	72262011	HOT ROLLED IN COILS	KGS											0	0.22
	73241000	SINKS AND WASH BASINS OF STAINLESS STEEL	NOS											0	0.16
	86090000	CONTAINERS SPECIALLY DESIGNED ANDEQUIPPED FOR CARRIAGE BY ONE/MORE	NOS								10511		155.45	0	326.54

TABLE V: State & ITCHS Code wise Inland Coasting Trade Statistics by Commodities (in Quantity and Value) for States/UTs of India : 2020-21

OUTWARD	ITEM CODE (ITCHS)	ITCHS Description	ITCHS Unit	7		8		9		10		11		12	
				Quantity	Value (in Rs. Cr)	Quantity	Value (in Rs. Cr)	Quantity	Value (in Rs. Cr)	Quantity	Value (in Rs. Cr)	Quantity	Value (in Rs. Cr)	Quantity	Value (in Rs. Cr)
				Lakshadweep		Maharashtra		Odisha		Tamil Nadu		West Bengal		Total	
		MODES OF TRNSPORT													
PUDUCHERY	25232910	ORDINARY PORTLAND CEMENT, DRY	KGS									1	0.04	1	0.04
	27090000	PETROLEUM OILS AND OILS OBTAINED FROM BITUMINOUS MINERALS CRUDE	MTS							3	912.14			3	912.14
TAMILNADU	04072900	FRESH EGGS OF OTHER BIRDS	KGS											0	0.07
	07108090	OTHER VEGETABLES, FROZN	KGS							1	0.48			1	0.48
	07139090	OTHER OF HDG. 071390	KGS									8	5.95	8	5.95
	10019910	WHEAT	KGS											12	3.29

TABLE V: State & ITCHS Code wise Inland Coasting Trade Statistics by Commodities (in Quantity and Value) for States/UTs of India : 2020-21

OUTWARD	ITEM CODE (ITCHS)	ITCHS Description	ITCHS Unit	7		8		9		10		11		12	
				Quantity	Value (in Rs. Cr)	Quantity	Value (in Rs. Cr)	Quantity	Value (in Rs. Cr)	Quantity	Value (in Rs. Cr)	Quantity	Value (in Rs. Cr)	Quantity	Value (in Rs. Cr)
				Lakshadweep		Maharashtra		Odisha		Tamil Nadu		West Bengal		Total	
	10051000	MAIZE SEED	KGS											2	0.31
	10061090	OTHR RICE IN HUSK	KGS											1	0.33
	11052000	FLAKES OF POTATOES	KGS									0	0.11	0	0.11
	15121990	OTHERSUNFLWR ANDSAFFLWR OIL EXCLD EDIBLE/NON-EDBLE GRADE	KGS									4	5.42	4	5.42
	15180039	OTHR VEG OIL AND ITS FATS EXCLDEDBLE GRADE	KGS											69	41.16
	18069010	CHOCOLATE AND CHOCOLATE PRDCTS	KGS									24	103.65	24	103.65
	22011010	MINERAL WATERS	LTR												

TABLE V: State & ITCHS Code wise Inland Coasting Trade Statistics by Commodities (in Quantity and Value) for States/UTs of India : 2020-21

OUTWARD	ITEM CODE (ITCHS)	ITCHS Description	ITCHS Unit	7		8		9		10		11		12	
				Lakshadweep		Maharashtra		Odisha		Tamil Nadu		West Bengal		Total	
				Quantity	Value (in Rs. Cr)	Quantity	Value (in Rs. Cr)	Quantity	Value (in Rs. Cr)	Quantity	Value (in Rs. Cr)	Quantity	Value (in Rs. Cr)	Quantity	Value (in Rs. Cr)
	24011090	OTHER TOBACCO NO STEMMD/STRIPPED	KGS									0	0.78	0	0.78
	25010010	COMMON SALT(INCL. IODISED SALT)	KGS									32	3.17	32	3.17
	25010090	OTHER SALTS	KGS											0	0.04
	25059000	OTHER NATRL SANDS NES	KGS									1	0.28	1	0.28
	25081010	CRUDE BENTONITE (UNPROCESSED)	KGS									4	0.19	4	0.19
	25084090	OTHER CLAYS, NES	KGS										0.02		0.02
	25090000	CHALK	KGS									2	0.15	2	0.15
	25161200	GRANITE MERELY CUT INTO BLOCK/SLABS OF	KGS									0	0.03	0	0.03

TABLE V: State & ITCHS Code wise Inland Coasting Trade Statistics by Commodities (in Quantity and Value) for States/UTs of India : 2020-21

OUTWARD	ITEM CODE (ITCHS)	ITCHS Description	ITCHS Unit	7		8		9		10		11		12	
				Quantity	Value (in Rs. Cr)	Quantity	Value (in Rs. Cr)	Quantity	Value (in Rs. Cr)	Quantity	Value (in Rs. Cr)	Quantity	Value (in Rs. Cr)	Quantity	Value (in Rs. Cr)
				Lakshadweep		Maharashtra		Odisha		Tamil Nadu		West Bengal		Total	
				Quantity	Value (in Rs. Cr)	Quantity	Value (in Rs. Cr)	Quantity	Value (in Rs. Cr)	Quantity	Value (in Rs. Cr)	Quantity	Value (in Rs. Cr)	Quantity	Value (in Rs. Cr)
		RECTANGULAR (INCL SQR) SHAPE													
	25174900	OTHR GRANULES CHIPPINGS AND PWDR OF STONES OF HDG NO 2515/2516 W/N HEAT-TREATED	KGS									0	0.01	55	0.49
	25191000	NATURAL MAGNESIUM CARBONATE(MAGNESITE )	KGS									0	0.01	0	0.01
	25202090	PLASTERS OTHER THAN CALCINED	KGS									28	3.75	28	3.75
	25232910	ORDINARY PORTLAND CEMENT, DRY	KGS									2	0.11	5	0.30

TABLE V: State & ITCHS Code wise Inland Coasting Trade Statistics by Commodities (in Quantity and Value) for States/UTs of India : 2020-21

OUTWARD	ITEM CODE (ITCHS)	ITCHS Description	ITCHS Unit	7		8		9		10		11		12	
				Quantity	Value (in Rs. Cr)	Quantity	Value (in Rs. Cr)	Quantity	Value (in Rs. Cr)	Quantity	Value (in Rs. Cr)	Quantity	Value (in Rs. Cr)	Quantity	Value (in Rs. Cr)
				Lakshadweep		Maharashtra		Odisha		Tamil Nadu		West Bengal		Total	
	25301090	OTHER VERMICULITE,PERLITE AND CALORITS UNEXPANDED (INCLUDNG POWDER)	KGS									2	0.39	2	0.39
	27011910	COKING COAL	MTS									0	0.98	0	0.98
	27101241	MOTOR GASOLINE CONFORMING TO STANDARD IS 2796	MTS			0	14.41	0	86.33		91.25	0	160.10	2	654.24
	27101932	KEROSENE CONFORMING TO STANDARD IS 1459	MTS						1.18						1.18
	27101949	HIGH FLASH HIGH SPEED DIESEL FUEL CONFORMING TO	MTS						102.12	1	202.75	1	351.42	4	1152.84

TABLE V: State & ITCHS Code wise Inland Coasting Trade Statistics by Commodities (in Quantity and Value) for States/UTs of India : 2020-21

OUTWARD	ITEM CODE (ITCHS)	ITCHS Description	ITCHS Unit	7		8		9		10		11		12	
				Quantity	Value (in Rs. Cr)	Quantity	Value (in Rs. Cr)	Quantity	Value (in Rs. Cr)	Quantity	Value (in Rs. Cr)	Quantity	Value (in Rs. Cr)	Quantity	Value (in Rs. Cr)
				Lakshadweep		Maharashtra		Odisha		Tamil Nadu		West Bengal		Total	
				Quantity	Value (in Rs. Cr)	Quantity	Value (in Rs. Cr)	Quantity	Value (in Rs. Cr)	Quantity	Value (in Rs. Cr)	Quantity	Value (in Rs. Cr)	Quantity	Value (in Rs. Cr)
		STANDARD IS 16861													
	27101951	GRADE LV	MTS					0	14.46	0	11.16	0	118.24	0	144.15
	27101971	BASE OIL	MTS			0	121.64							0	121.64
	27101978	OTHER LUBRICATING OIL, CONFORMING TO ANY OTHER BIS STANDARD	MTS			0	5.00			0	2.93	0	12.50	0	20.43
	27101990	OTHER PETROLEUM OILS AND OILS OBTAINED FROM BITUMINOUS MINERALS NES	MTS			0	107.50					0	0.79	0	108.29
	27129030	SLACK WAX	KGS									0	0.39	0	0.39
	27129090	OTHER WAXES OBTAINED BY	KGS									0	0.69	0	0.69

TABLE V: State & ITCHS Code wise Inland Coasting Trade Statistics by Commodities (in Quantity and Value) for States/UTs of India : 2020-21

OUTWARD	ITEM CODE (ITCHS)	ITCHS Description	ITCHS Unit	7		8		9		10		11		12	
				Quantity	Value (in Rs. Cr)	Quantity	Value (in Rs. Cr)	Quantity	Value (in Rs. Cr)	Quantity	Value (in Rs. Cr)	Quantity	Value (in Rs. Cr)	Quantity	Value (in Rs. Cr)
				Lakshadweep		Maharashtra		Odisha		Tamil Nadu		West Bengal		Total	
				Quantity	Value (in Rs. Cr)	Quantity	Value (in Rs. Cr)	Quantity	Value (in Rs. Cr)	Quantity	Value (in Rs. Cr)	Quantity	Value (in Rs. Cr)	Quantity	Value (in Rs. Cr)
		SYNTHESIS/OTHER PROCESS W/N COLOURED NES													
	27149020	BITUMEN NATURAL	KGS											0	0.03
	28030090	OTHER CARBON	KGS									16	14.34	16	14.34
	28044090	OTHER OXYGEN	KGS							0	0.02			0	0.02
	28182090	OTHER ALUMINIUM OXIDE	KGS									0	0.04	0	0.04
	28271000	AMMONIUM CHLORIDE	KGS									0	0.19	0	0.19
	28289011	BLEACHING PASTE OR POWDER OF SODIUM HYPOCHLORITES	KGS									0	0.34	0	0.34



TABLE V: State & ITCHS Code wise Inland Coasting Trade Statistics by Commodities (in Quantity and Value) for States/UTs of India : 2020-21

OUTWARD	ITEM CODE (ITCHS)	ITCHS Description	ITCHS Unit	7		8		9		10		11		12	
				Lakshadweep		Maharashtra		Odisha		Tamil Nadu		West Bengal		Total	
				Quantity	Value (in Rs. Cr)	Quantity	Value (in Rs. Cr)	Quantity	Value (in Rs. Cr)	Quantity	Value (in Rs. Cr)	Quantity	Value (in Rs. Cr)	Quantity	Value (in Rs. Cr)
	28332910	FERROUS SULPHATE	KGS									3	0.66	3	0.66
	28362010	DISODIUM CARBONATE DENSE	KGS									4	0.72	4	0.72
	28362090	OTHER DISODIUM CARBONATE	KGS									0	0.06	0	0.06
	28369990	OTHER CARBONATES, NES	KGS									1	0.60	1	0.60
	29024300	P-XYLENE	KGS									196	129.45	196	129.45
	31059090	OTHER FERTILISERS N.E.S.	KGS									0	0.11	3	0.50
	32091090	OTHR PAINTS BSD ON ACRYLC/VNYL POLYMR	KGS							0	0.09			0	0.09
	32099090	OTHR PAINT VARNSHS	KGS							0	0.03	1	1.38	1	1.41

TABLE V: State & ITCHS Code wise Inland Coasting Trade Statistics by Commodities (in Quantity and Value) for States/UTs of India : 2020-21

OUTWARD	ITEM CODE (ITCHS)	ITCHS Description	ITCHS Unit	7		8		9		10		11		12	
				Quantity	Value (in Rs. Cr)	Quantity	Value (in Rs. Cr)	Quantity	Value (in Rs. Cr)	Quantity	Value (in Rs. Cr)	Quantity	Value (in Rs. Cr)	Quantity	Value (in Rs. Cr)
				Lakshadweep		Maharashtra		Odisha		Tamil Nadu		West Bengal		Total	
		(INCL ENML AND LAQURS) BSD ON OTHR SYNTHTIC POLYMERS ETC N.E.S.;													
	34049090	OTHER ARTFCL WAXES AND PREPD WAXES NES.	KGS									1.91	0	1.91	
	38140010	ORGANIC COMPOSITE SOLVENTS AND THINNERS NES	KGS						0	0.50			0	0.50	
	40011010	PREVULCANISED NATRL RUBR LATEX	KGS									1	0.68	1	0.68
	40021990	OTHERS SYNTHETIC RUBR AND PACTICE DRVD FROM OILS IN	KGS									0	0.51	0	0.51

TABLE V: State & ITCHS Code wise Inland Coasting Trade Statistics by Commodities (in Quantity and Value) for States/UTs of India : 2020-21

OUTWARD	ITEM CODE (ITCHS)	ITCHS Description	ITCHS Unit	7		8		9		10		11		12	
				Quantity	Value (in Rs. Cr)	Quantity	Value (in Rs. Cr)	Quantity	Value (in Rs. Cr)	Quantity	Value (in Rs. Cr)	Quantity	Value (in Rs. Cr)	Quantity	Value (in Rs. Cr)
				Lakshadweep		Maharashtra		Odisha		Tamil Nadu		West Bengal		Total	
				Quantity	Value (in Rs. Cr)	Quantity	Value (in Rs. Cr)	Quantity	Value (in Rs. Cr)	Quantity	Value (in Rs. Cr)	Quantity	Value (in Rs. Cr)	Quantity	Value (in Rs. Cr)
		PRMRY FORMS/IN PLTS SHTS ETC MXTRS EXCL. LATEX													
	40111090	OTHER TYRES USED ON MOTOR CARS (INCL STATION WAGONS AND RACING CARS).	NOS									1	14.35	1	14.35
	42029900	OTHR SIMILAR CONTAINERS OF HDNG 4202	NOS									0	0.39	0	0.39
	44072990	OTHER TROPICAL WOODS SAWN AND CHIPPED	CUM									0	0.09	0	0.09
	44079990	OTHER TROPICAL	CUM							0	0.04			0	0.04

TABLE V: State & ITCHS Code wise Inland Coasting Trade Statistics by Commodities (in Quantity and Value) for States/UTs of India : 2020-21

OUTWARD	ITEM CODE (ITCHS)	ITCHS Description	ITCHS Unit	7		8		9		10		11		12	
				Quantity	Value (in Rs. Cr)	Quantity	Value (in Rs. Cr)	Quantity	Value (in Rs. Cr)	Quantity	Value (in Rs. Cr)	Quantity	Value (in Rs. Cr)	Quantity	Value (in Rs. Cr)
				Lakshadweep		Maharashtra		Odisha		Tamil Nadu		West Bengal		Total	
				Quantity	Value (in Rs. Cr)	Quantity	Value (in Rs. Cr)	Quantity	Value (in Rs. Cr)	Quantity	Value (in Rs. Cr)	Quantity	Value (in Rs. Cr)	Quantity	Value (in Rs. Cr)
		WOODS SAWN AND CHIPPED													
	44091010	WOODEN PLANED/TONG VED/GROOVED/REBATE ETC BUT NOT MOULDED	KGS							0	0.03			0	0.03
	48021010	HAND MADE PAPER	KGS											0	0.09
	48201090	OTHERS	KGS							0	0.25			0	0.25
	52051190	OTHERS	KGS									1	1.13	1	1.13
	63051030	JUTE HESSIAN BAGS	KGS									1	0.30	1	0.30
	63101020	COTTON RAGS,NEW OR USED	KGS							0	0.01			0	0.01
	68069000	OTHER(MXTRS AND ARTCLS OF HEAT	KGS										0.26	0	0.26

TABLE V: State & ITCHS Code wise Inland Coasting Trade Statistics by Commodities (in Quantity and Value) for States/UTs of India : 2020-21

OUTWARD	ITEM CODE (ITCHS)	ITCHS Description	ITCHS Unit	7		8		9		10		11		12	
				Quantity	Value (in Rs. Cr)	Quantity	Value (in Rs. Cr)	Quantity	Value (in Rs. Cr)	Quantity	Value (in Rs. Cr)	Quantity	Value (in Rs. Cr)	Quantity	Value (in Rs. Cr)
				Lakshadweep		Maharashtra		Odisha		Tamil Nadu		West Bengal		Total	
				Quantity	Value (in Rs. Cr)	Quantity	Value (in Rs. Cr)	Quantity	Value (in Rs. Cr)	Quantity	Value (in Rs. Cr)	Quantity	Value (in Rs. Cr)	Quantity	Value (in Rs. Cr)
		INSULATNG SOUND INSULATNG/ABSRBNG MNRL MATRLS)													
	68091900	OTHER BOARDS SHEETS PANELS ETC NON ORNMNTD	KGS									0	0.11	0	0.11
	69010030	TILES	TON										30.74	0	30.74
	72044900	OTHER WASTE AND SCRAP	KGS									24	8.59	24	8.59
	72141090	OTHER FORGED BARS AND RODS	KGS											19	7.78
	72155010	MILD STEEL BRIGHT BAR	KGS							0	0.10			1	0.41
	72282000	OTHER BARS ANDRODS	KGS									25	27.22	25	27.22

TABLE V: State & ITCHS Code wise Inland Coasting Trade Statistics by Commodities (in Quantity and Value) for States/UTs of India : 2020-21

OUTWARD	ITEM CODE (ITCHS)	ITCHS Description	ITCHS Unit	7		8		9		10		11		12	
				Quantity	Value (in Rs. Cr)	Quantity	Value (in Rs. Cr)	Quantity	Value (in Rs. Cr)	Quantity	Value (in Rs. Cr)	Quantity	Value (in Rs. Cr)	Quantity	Value (in Rs. Cr)
				Lakshadweep		Maharashtra		Odisha		Tamil Nadu		West Bengal		Total	
				Quantity	Value (in Rs. Cr)	Quantity	Value (in Rs. Cr)	Quantity	Value (in Rs. Cr)	Quantity	Value (in Rs. Cr)	Quantity	Value (in Rs. Cr)	Quantity	Value (in Rs. Cr)
		OF SILICO MANGANESE STEEL													
	73041110	TUBES AND PIPES	KGS										0.83	0	0.83
	73089010	BEAMSCHANNELS,PILLARS AND GIRDERS PREPARED FOR IN STRUCTURES	NOS											0	0.26
	73102920	TRUNKS AND SUITCASES	KGS									54	21.42	54	21.42
	73121010	WIRE ROPES,BLACK	KGS						0	0.06					0.06
	73181600	THREADED NUTS	KGS						0	0.03					0.03
	73241000	SINKS AND WASH BASINS OF STAINLESS STEEL	NOS										17.02	1	17.68

TABLE V: State & ITCHS Code wise Inland Coasting Trade Statistics by Commodities (in Quantity and Value) for States/UTs of India : 2020-21

OUTWARD	ITEM CODE (ITCHS)	ITCHS Description	ITCHS Unit	7		8		9		10		11		12	
				Quantity	Value (in Rs. Cr)	Quantity	Value (in Rs. Cr)	Quantity	Value (in Rs. Cr)	Quantity	Value (in Rs. Cr)	Quantity	Value (in Rs. Cr)	Quantity	Value (in Rs. Cr)
				Lakshadweep		Maharashtra		Odisha		Tamil Nadu		West Bengal		Total	
				Quantity	Value (in Rs. Cr)	Quantity	Value (in Rs. Cr)	Quantity	Value (in Rs. Cr)	Quantity	Value (in Rs. Cr)	Quantity	Value (in Rs. Cr)	Quantity	Value (in Rs. Cr)
	73262090	OTHER ARTICLES OF IRON OR STEEL WIRE FOR OTHER USE	KGS									10	5.73	10	5.78
	73269080	PARTS OFSHIPS,FLOATING STRUCTRRE AND VESSELS (INCL RUDDER,STEERING ETC)	KGS						0		2.64				2.64
	76071190	OTHER ALUMINIUM FOIL ROLL	KGS									0	0.11	0	0.11
	76101000	DORS,WINDOWS,THER FRAME AND THRSHLDS FR DORS	KGS											0	0.15
	84198190	OTHR MACHINRY,PLANT	NOS								0.05			0	0.05

TABLE V: State & ITCHS Code wise Inland Coasting Trade Statistics by Commodities (in Quantity and Value) for States/UTs of India : 2020-21

OUTWARD	ITEM CODE (ITCHS)	ITCHS Description	ITCHS Unit	7		8		9		10		11		12	
				Quantity	Value (in Rs. Cr)	Quantity	Value (in Rs. Cr)	Quantity	Value (in Rs. Cr)	Quantity	Value (in Rs. Cr)	Quantity	Value (in Rs. Cr)	Quantity	Value (in Rs. Cr)
				Lakshadweep		Maharashtra		Odisha		Tamil Nadu		West Bengal		Total	
				Quantity	Value (in Rs. Cr)	Quantity	Value (in Rs. Cr)	Quantity	Value (in Rs. Cr)	Quantity	Value (in Rs. Cr)	Quantity	Value (in Rs. Cr)	Quantity	Value (in Rs. Cr)
		AND EQUIPMENT FOR MAKINGHOT DRINKS OR FOR COOKING/HEATING FOOD								0					
	84219900	OTHR PARTS OF FLTRNG/PURFYNG MCHNRY	NOS											0	0.06
	84289090	OTHERS	NOS											0	0.85
	84713010	PERSONAL COMPUTER (LAPTOP,PALMTOP,ETC)	NOS											0	0.40
	84799090	PRTS OF OTHR MCHNRY AND MCHNCL APPLNCS,HVNG INDVDL FUNCTNS	KGS							0	0.08			0	0.08



TABLE V: State & ITCHS Code wise Inland Coasting Trade Statistics by Commodities (in Quantity and Value) for States/UTs of India : 2020-21

OUTWARD	ITEM CODE (ITCHS)	ITCHS Description	ITCHS Unit	7		8		9		10		11		12	
				Quantity	Value (in Rs. Cr)	Quantity	Value (in Rs. Cr)	Quantity	Value (in Rs. Cr)	Quantity	Value (in Rs. Cr)	Quantity	Value (in Rs. Cr)	Quantity	Value (in Rs. Cr)
				Lakshadweep		Maharashtra		Odisha		Tamil Nadu		West Bengal		Total	
				Quantity	Value (in Rs. Cr)	Quantity	Value (in Rs. Cr)	Quantity	Value (in Rs. Cr)	Quantity	Value (in Rs. Cr)	Quantity	Value (in Rs. Cr)	Quantity	Value (in Rs. Cr)
	85030090	PARTS OF OTHR ROTATING ELECTRC PLANTS	NOS							0	0.05			0	0.05
	85285200	OTH MONITORS CAPABLE OF DIRECTLY CONNECTING TO AND DESIGNED FOR USE WITH AN AUTOMATIC DATA PROCESSING MACHINE OF HEADING 8471	NOS							0	0.01			0	0.01
	85361090	OTHERS	NOS							0	0.03			0	0.03
	85414011	SOLAR CELLS, NOT ASSEMBLED	NOS									0	2.19	0	2.19
	86090000	CONTAINERS SPECIALLY	NOS						49.78			0	214.77	0	266.35

TABLE V: State & ITCHS Code wise Inland Coasting Trade Statistics by Commodities (in Quantity and Value) for States/UTs of India : 2020-21

OUTWARD	ITEM CODE (ITCHS)	ITCHS Description	ITCHS Unit	7		8		9		10		11		12	
				Quantity	Value (in Rs. Cr)	Quantity	Value (in Rs. Cr)	Quantity	Value (in Rs. Cr)	Quantity	Value (in Rs. Cr)	Quantity	Value (in Rs. Cr)	Quantity	Value (in Rs. Cr)
				Lakshadweep		Maharashtra		Odisha		Tamil Nadu		West Bengal		Total	
								0							
		DESIGNED ANDEQUIPPED FOR CARRIAGE BY ONE/MORE MODES OF TRNSPORT													
	87051000	CRANE LORRIES	NOS							0	1.96			0	1.96
	87112029	MOTR CYCLWTH CYLNDR CPCTY >75 BT<=250 CC	NOS									0	3.64	0	3.64
	96031000	BROOMS AND BRUSHES,CONSTNG OF TWIGS/OTHR VGTBL MTRLS BOUND TOGTHR,WTH/WTHT HNDLS	NOS									1	0.35	1	0.35
	96170019	OTHR VACUUM VSSLS	KGS									0	0.07		0.07

TABLE V: State & ITCHS Code wise Inland Coasting Trade Statistics by Commodities (in Quantity and Value) for States/UTs of India : 2020-21

OUTWARD	ITEM CODE (ITCHS)	ITCHS Description	ITCHS Unit	7		8		9		10		11		12	
				Quantity	Value (in Rs. Cr)	Quantity	Value (in Rs. Cr)	Quantity	Value (in Rs. Cr)	Quantity	Value (in Rs. Cr)	Quantity	Value (in Rs. Cr)	Quantity	Value (in Rs. Cr)
				Lakshadweep		Maharashtra		Odisha		Tamil Nadu		West Bengal		Total	
				Quantity	Value (in Rs. Cr)	Quantity	Value (in Rs. Cr)	Quantity	Value (in Rs. Cr)	Quantity	Value (in Rs. Cr)	Quantity	Value (in Rs. Cr)	Quantity	Value (in Rs. Cr)
		WTH CASES													
	98059000	OTHERS	KGS							3	2.80			3	2.80
	99999998	UNSPECIFIED ITEMS	NA									0	15.15	0	15.15
WEST BENGAL	07139090	OTHER OF HDG. 071390	KGS												0.26
	10051000	MAIZE SEED	KGS							1	0.24			38	7.54
	10061090	OTHR RICE IN HUSK	KGS							9	3.39			588	233.13
	26011139	65% FE AND ABOVE	KGS			161	34.25							161	34.25
	26201990	OTHER	KGS							4	0.71			4	0.71
	27011910	COKING COAL	MTS								1.51			0	1.51
	27090000	PETROLEUM OILS AND OILS OBTAINED FROM	MTS			0	1.89		30.65	0	5.75			0	38.29

TABLE V: State & ITCHS Code wise Inland Coasting Trade Statistics by Commodities (in Quantity and Value) for States/UTs of India : 2020-21

OUTWARD	ITEM CODE (ITCHS)	ITCHS Description	ITCHS Unit	7		8		9		10		11		12	
				Quantity	Value (in Rs. Cr)	Quantity	Value (in Rs. Cr)	Quantity	Value (in Rs. Cr)	Quantity	Value (in Rs. Cr)	Quantity	Value (in Rs. Cr)	Quantity	Value (in Rs. Cr)
				Lakshadweep		Maharashtra		Odisha		Tamil Nadu		West Bengal		Total	
				Quantity	Value (in Rs. Cr)	Quantity	Value (in Rs. Cr)	Quantity	Value (in Rs. Cr)	Quantity	Value (in Rs. Cr)	Quantity	Value (in Rs. Cr)	Quantity	Value (in Rs. Cr)
		BITUMINOUS MINERALS CRUDE													
	27101241	MOTOR GASOLINE CONFORMING TO STANDARD IS 2796	MTS					0	38.66					0	38.66
	27101932	KEROSENE CONFORMING TO STANDARD IS 1459	MTS					1	267.48					1	269.04
	27101943	LIGHT DIESEL OIL CONFORMING TO STANDARD IS 15770	MTS												
	27101949	HIGH FLASH HIGH SPEED DIESEL FUEL CONFORMING TO STANDARD IS 16861	MTS			0	92.40	1	580.98	0	26.25			2	839.08

TABLE V: State & ITCHS Code wise Inland Coasting Trade Statistics by Commodities (in Quantity and Value) for States/UTs of India : 2020-21

OUTWARD	ITEM CODE (ITCHS)	ITCHS Description	ITCHS Unit	7		8		9		10		11		12	
				Lakshadweep		Maharashtra		Odisha		Tamil Nadu		West Bengal		Total	
				Quantity	Value (in Rs. Cr)	Quantity	Value (in Rs. Cr)	Quantity	Value (in Rs. Cr)	Quantity	Value (in Rs. Cr)	Quantity	Value (in Rs. Cr)	Quantity	Value (in Rs. Cr)
	27101951	GRADE LV	MTS					0	109.45		81.54			1	277.44
	27101971	BASE OIL	MTS			0	33.29			0	16.46			0	49.75
	27101978	OTHER LUBRICATING OIL, CONFORMING TO ANY OTHER BIS STANDARD	MTS							0	71.93			0	72.18
	27101990	OTHER PETROLEUM OILS AND OILS OBTAINED FROM BITUMINOUS MINERALS NES	MTS			0	14.17							0	14.17
	27131110	RAW PETROLEUM COKE FOR ANODE MAKING IN ALUMINIUM INDUSTRY CONFORMING TO STANDARD IS 17049	KGS											31	11.75

TABLE V: State & ITCHS Code wise Inland Coasting Trade Statistics by Commodities (in Quantity and Value) for States/UTs of India : 2020-21

OUTWARD	ITEM CODE (ITCHS)	ITCHS Description	ITCHS Unit	7		8		9		10		11		12	
				Lakshadweep		Maharashtra		Odisha		Tamil Nadu		West Bengal		Total	
				Quantity	Value (in Rs. Cr)	Quantity	Value (in Rs. Cr)	Quantity	Value (in Rs. Cr)	Quantity	Value (in Rs. Cr)	Quantity	Value (in Rs. Cr)	Quantity	Value (in Rs. Cr)
	27149020	BITUMEN NATURAL	KGS												0.11
	28030090	OTHER CARBON	KGS											62	43.13
	29173600	TEREPHTHALIC ACID AND ITS SALTS	KGS											494	228.85
	38231900	OTHER INDUSTRIAL MONOCARBOXYLIC FATTY ACID	KGS											19	10.92
	44072990	OTHER TROPICAL WOODS SAWN AND CHIPPED	CUM							0	0.11			0	0.11
	52030000	COTTON CARDED OR COMBED	KGS											0	0.08
	52051190	OTHERS	KGS											1	0.33

TABLE V: State & ITCHS Code wise Inland Coasting Trade Statistics by Commodities (in Quantity and Value) for States/UTs of India : 2020-21

OUTWARD	ITEM CODE (ITCHS)	ITCHS Description	ITCHS Unit	7		8		9		10		11		12	
				Quantity	Value (in Rs. Cr)	Quantity	Value (in Rs. Cr)	Quantity	Value (in Rs. Cr)	Quantity	Value (in Rs. Cr)	Quantity	Value (in Rs. Cr)	Quantity	Value (in Rs. Cr)
				Lakshadweep		Maharashtra		Odisha		Tamil Nadu		West Bengal		Total	
				Quantity	Value (in Rs. Cr)	Quantity	Value (in Rs. Cr)	Quantity	Value (in Rs. Cr)	Quantity	Value (in Rs. Cr)	Quantity	Value (in Rs. Cr)	Quantity	Value (in Rs. Cr)
	68101190	OTHER	KGS											5	0.31
	72011000	NON-ALLOY PIG IRON CONTNG <=0.5% PHOSPHRS	KGS							8	2.78			9	3.35
	72041000	WASTE AND SCRAP OF CAST IRON	KGS							2	2.41			14	6.46
	72044900	OTHER WASTE AND SCRAP	KGS							0	0.15			0	0.15
	72104900	OTHR PRDCTS OF IRON/NON-ALLOY STEEL OTHERWISE PLTD/COTD WTH ZINC	KGS											2	1.76
	73023000	SWITCH BLADES,CROSSING	KGS											0	0.20

TABLE V: State & ITCHS Code wise Inland Coasting Trade Statistics by Commodities (in Quantity and Value) for States/UTs of India : 2020-21

OUTWARD	ITEM CODE (ITCHS)	ITCHS Description	ITCHS Unit	7		8		9		10		11		12	
				Quantity	Value (in Rs. Cr)	Quantity	Value (in Rs. Cr)	Quantity	Value (in Rs. Cr)	Quantity	Value (in Rs. Cr)	Quantity	Value (in Rs. Cr)	Quantity	Value (in Rs. Cr)
				Lakshadweep		Maharashtra		Odisha		Tamil Nadu		West Bengal		Total	
				Quantity	Value (in Rs. Cr)	Quantity	Value (in Rs. Cr)	Quantity	Value (in Rs. Cr)	Quantity	Value (in Rs. Cr)	Quantity	Value (in Rs. Cr)	Quantity	Value (in Rs. Cr)
		FROGS,POINT RODS AND OTHER CROSSING PIECES													
	73029090	OTHERS	KGS											4	3.21
	73041110	TUBES AND PIPES	KGS							0	1.68			1	4.46
	84733030	PRTS AND ACCSSRS OTHR MNTD PRNTD CRCIT BRDS	NOS							0	0.71			0	0.71
	86071200	OTHR BOGIES AND BISSEL-BOGIES	KGS							8	5.68			11	8.42
	86090000	CONTAINERS SPECIALLY DESIGNED ANDEQUIPPED FOR CARRIAGE BY ONE/MORE MODES OF	NOS					0	0.18					0	0.18



TABLE V: State & ITCHS Code wise Inland Coasting Trade Statistics by Commodities (in Quantity and Value) for States/UTs of India : 2020-21

OUTWARD	ITEM CODE (ITCHS)	ITCHS Description	ITCHS Unit	7		8		9		10		11		12	
				Quantity	Value (in Rs. Cr)	Quantity	Value (in Rs. Cr)	Quantity	Value (in Rs. Cr)	Quantity	Value (in Rs. Cr)	Quantity	Value (in Rs. Cr)	Quantity	Value (in Rs. Cr)
				Lakshadweep		Maharashtra		Odisha		Tamil Nadu		West Bengal		Total	
		TRNSPORT		0	0.06	39723	25099.07	349	6462.91	3173	15365.02	2646	28604.75	14796	134025.32

**TABLE - VI : State & Chapter wise Inland Coasting Trade (value in Rs. Cr.) 2020-21**

BLOCK OF ORIGIN	ITCHS Chapter	ITCHS Chapter Description	ANDAMAN NICOBAR	ANDHRA PRADESH	GOA	GUJARAT	KARNATAKA	KERALA	LAKSHADEEP	MAHARASTHA	ODISSA	TAMILNADU	WEST BENGAL	GRAND TOTAL
ANDAMAN NICOBAR	27	MINERAL FUELS, MINERAL OILS & PRODUCTS; BITUMINOUS SUBSTANCES; MINERAL WAXES											137.78	137.78
	73	ARTICLES OF IRON & STEEL										0.27		0.27
	86	RAILWAY/TRAMWAY LOCOMOTIVES, TRUCKS ETC., EQUIPMENT AND PARTS THEREOF										0.40		0.40

**TABLE - VI : State & Chapter wise Inland Coasting Trade (value in Rs. Cr.) 2020-21**

BLOCK OF ORIGIN	ITCHS Chapter	ITCHS Chapter Description	ANDAMAN NICOBAR	ANDHRA PRADESH	GOA	GUJARAT	KARNATAKA	KERALA	LAKSHADEEP	MAHARASTHA	ODISSA	TAMILNADU	WEST BENGAL	GRAND TOTAL
ANDAMAN NICOBAR Total												0.67	137.78	138.45
ANDHRA PRADESH	08	EDIBLE FRUIT & NUTS; PEEL OF CITRUS FRUIT OR MELONS											0.84	0.84
	10	CEREALS	14.96	0.02				0.01			3.28	4.57		22.83

**TABLE - VI : State & Chapter wise Inland Coasting Trade (value in Rs. Cr.) 2020-21**

BLOCK OF ORIGIN	ITCHS Chapter	ITCHS Chapter Description	ANDAMAN NICOBAR	ANDHRA PRADESH	GOA	GUJARAT	KARNATAKA	KERALA	LAKSHADEEP	MAHARASTHA	ODISSA	TAMILNADU	WEST BENGAL	GRAND TOTAL
	15	ANIMAL OR VEGETABLE FATS & OILS & THEIR CLEAVAGE PRODUCTS; ANIMAL VEGETABLE WAXES					13.07						2.20	15.27
	17	SUGARS AND SUGAR CONFECTIONERY										13.54		13.54
	18	COCOA AND COCOA PREPARATIONS											2.64	2.64
	24	TOBACCO AND MANUFACTURED TOBACCO SUBS											3.28	3.28

**TABLE - VI : State & Chapter wise Inland Coasting Trade (value in Rs. Cr.) 2020-21**

BLOCK OF ORIGIN	ITCHS Chapter	ITCHS Chapter Description	ANDAMAN NICOBAR	ANDHRA PRADESH	GOA	GUJARAT	KARNATAKA	KERALA	LAKSHADEEP	MAHARASTHA	ODISSA	TAMILNADU	WEST BENGAL	GRAND TOTAL
	25	SALT; SULPHUR; EARTHS AND STONE; PLASTERING MATERIALS, LIME AND CEMENT	17.87								0.23		92.97	<b>111.07</b>
	26	ORES, SLAG AND ASH					1314.99				27.30			<b>1342.29</b>
	27	MINERAL FUELS, MINERAL OILS & PRODUCTS; BITUMINOUS SUBSTANCES; MINERAL WAXES		580.79		232.36	11.76	51.40			1418.57	1263.47	2140.33	<b>5698.68</b>

**TABLE - VI : State & Chapter wise Inland Coasting Trade (value in Rs. Cr.) 2020-21**

BLOCK OF ORIGIN	ITCHS Chapter	ITCHS Chapter Description	ANDAMAN NICOBAR	ANDHRA PRADESH	GOA	GUJARAT	KARNATAKA	KERALA	LAKSHADEEP	MAHARASHTRA	ODISSA	TAMILNADU	WEST BENGAL	GRAND TOTAL
	48	PAPER AND PAPERBOARD; ARTICLES OF PAPER PULP, OF PAPER AND PAPERBOARD											7.24	7.24
	69	CERAMIC PRODUCTS		0.03									0.29	0.31
	72	IRON & STEEL											1.43	1.43
	73	ARTICLES OF IRON & STEEL											21.49	21.49
	79	ZINC AND ARTICLES THEREOF											2.77	2.77

**TABLE - VI : State & Chapter wise Inland Coasting Trade (value in Rs. Cr.) 2020-21**

BLOCK OF ORIGIN	ITCHS Chapter	ITCHS Chapter Description	ANDAMAN NICOBAR	ANDHRA PRADESH	GOA	GUJARAT	KARNATAKA	KERALA	LAKSHADEEP	MAHARASTHA	ODISSA	TAMILNADU	WEST BENGAL	GRAND TOTAL
	85	ELECTRICAL MACHINERY & EQUIPMENT & PARTS THEREOF; SOUND & TV RECORDERS & REPRODUCERS & PARTS THEREOF									0.14			0.14
	86	RAILWAY/TRAMWAY LOCOMOTIVES, TRUCKS ETC., EQUIPMENT AND PARTS THEREOF									52.32		223.48	275.81
	99	MISCELLANEOUS GOODS											0.82	0.82

**TABLE - VI : State & Chapter wise Inland Coasting Trade (value in Rs. Cr.) 2020-21**

BLOCK OF ORIGIN	ITCHS Chapter	ITCHS Chapter Description	ANDAMAN NICOBAR	ANDHRA PRADESH	GOA	GUJARAT	KARNATAKA	KERALA	LAKSHADEEP	MAHARASTHA	ODISSA	TAMILNADU	WEST BENGAL	GRAND TOTAL
ANDHRA PRADESH Total			32.82	580.83		232.36	1339.82	51.41			1501.84	1281.59	2499.79	7520.46
GUJARAT	03	FISH AND CRUSTACEANS, MOLLUSCS AND OTHER AQUATIC INVERTEBRATES						0.06						0.06



**TABLE - VI : State & Chapter wise Inland Coasting Trade (value in Rs. Cr.) 2020-21**

BLOCK OF ORIGIN	ITCHS Chapter	ITCHS Chapter Description	ANDAMAN NICOBAR	ANDHRA PRADESH	GOA	GUJARAT	KARNATAKA	KERALA	LAKSHADEEP	MAHARASTHA	ODISSA	TAMILNADU	WEST BENGAL	GRAND TOTAL
	04	DAIRY PRODUCE; BIRDS' EGGS; NATURAL HOENEY; EDIBLE PRODUCTS OF ANIMAL ORIGIN NES.						72.99						72.99
	05	PRODUCTS OF ANIMAL ORIGIN, N.E.S. OF INCLUDED						2.38						2.38
	07	EDIBLE VEGETABLES AND CERTAIN ROOTS AND TUBERS						15.02					10.74	25.77
	08	EDIBLE FRUIT & NUTS PEEL OF CITRUS FRUIT OR MELONS						2.28						2.28
	09	COFFEE, TEA, MATE & SPICES						50.03					2.38	52.42

**TABLE - VI : State & Chapter wise Inland Coasting Trade (value in Rs. Cr.) 2020-21**

BLOCK OF ORIGIN	ITCHS Chapter	ITCHS Chapter Description	ANDAMAN NICOBAR	ANDHRA PRADESH	GOA	GUJARAT	KARNATAKA	KERALA	LAKSHADEEP	MAHARASTHA	ODISSA	TAMILNADU	WEST BENGAL	GRAND TOTAL
	10	CEREALS						399.49					0.07	399.55
	11	PRODUCTS OF THE MILLING INDUSTRY; MALT; STARCHES; INSULIN; WHEAT GLUTEN						0.66					0.07	0.73
	12	OIL SEEDS OLEAGINOUS FRUITS; MISC. GRAINS, SEEDS & FRUITS; INDUSTRIAL OR MEDICINAL PLANTS; STRAW & FODDER						13.05						13.05

**TABLE - VI : State & Chapter wise Inland Coasting Trade (value in Rs. Cr.) 2020-21**

BLOCK OF ORIGIN	ITCHS Chapter	ITCHS Chapter Description	ANDAMAN NICOBAR	ANDHRA PRADESH	GOA	GUJARAT	KARNATAKA	KERALA	LAKSHADEEP	MAHARASTHA	ODISSA	TAMILNADU	WEST BENGAL	GRAND TOTAL
	15	ANIMAL OR VEGETABLE FATS & OILS & THEIR CLEAVAGE PRODUCTS; ANIMAL VEGETABLE WAXES						7.72					16.99	24.71
	19	PREPARATIONS OF CEREALS, FLOUR , STARCH OR MILK; PASTRY COOK' PRODUCTS						0.61						0.61
	20	PREPARATIONS OF VEGETABLES, FRUITS, NUTS OR OTHER PARTS OF PLANTS						8.36						8.36

**TABLE - VI : State & Chapter wise Inland Coasting Trade (value in Rs. Cr.) 2020-21**

BLOCK OF ORIGIN	ITCHS Chapter	ITCHS Chapter Description	ANDAMAN NICOBAR	ANDHRA PRADESH	GOA	GUJARAT	KARNATAKA	KERALA	LAKSHADEEP	MAHARASTHA	ODISSA	TAMILNADU	WEST BENGAL	GRAND TOTAL
	21	MISCELLANEOUS EDIBLE PREPARATIONS						3.38					0.23	3.60
	23	RESIDUES AND WASTE FROM THE FOOD INDUSTRIES; PREPARED ANIMAL FODDER						37.05					0.01	37.06
	25	SALT; SULPHUR; EARTHS AND STONE; PLASTERING MATERIALS, LIME AND CEMENT		0.09		528.63	76.76	355.64		344.80	12.39	9.50	119.02	1446.84
	26	ORES, SLAG AND ASH						0.43			0.65			1.08

**TABLE - VI : State & Chapter wise Inland Coasting Trade (value in Rs. Cr.) 2020-21**

BLOCK OF ORIGIN	ITCHS Chapter	ITCHS Chapter Description	ANDAMAN NICOBAR	ANDHRA PRADESH	GOA	GUJARAT	KARNATAKA	KERALA	LAKSHADEEP	MAHARASTHA	ODISSA	TAMILNADU	WEST BENGAL	GRAND TOTAL
	27	MINERAL FUELS, MINERAL OILS & PRODUCTS; BITUMINOUS SUBSTANCES; MINERAL WAXES		2500.44		2009.71	387.79	1001.29		16668.58	465.39	1492.80	6040.20	<b>30566.20</b>
	28	INORGANIC CHEMICALS; COMPOUNDS OF PRECIOUS METALS, OR RARE-EARTH METALS, OF RADIO-ACTIVE ELEMENTS OR OF ISOTOPES.						28.06			4.78		49.00	<b>81.84</b>
	29	ORGANIC CHEMICALS				2553.05		0.05				947.50	162.90	<b>3663.50</b>

**TABLE - VI : State & Chapter wise Inland Coasting Trade (value in Rs. Cr.) 2020-21**

BLOCK OF ORIGIN	ITCHS Chapter	ITCHS Chapter Description	ANDAMAN NICOBAR	ANDHRA PRADESH	GOA	GUJARAT	KARNATAKA	KERALA	LAKSHADEEP	MAHARASTHA	ODISSA	TAMILNADU	WEST BENGAL	GRAND TOTAL
	30	PHARMACEUTICAL PRODUCTS						87.46						87.46
	31	FERTILIZERS						5.26					14.09	19.35
	32	DYEING, TANNING COLOURING MATTER						0.12						0.12
	34	SOAP & OTHER SIMILAR PREPARATIONS; POLISHES & CREAMS ; CANDLES AND THE LIKE, DENTAL WAXES & PREPARATIONS						4.06						4.06
	38	MISCELLANEOUS CHEMICAL PRODUCTS						1.62					0.07	1.69
	39	PLASTICS AND ARTICLES THEREOF				13469.07		0.86					366.61	13836.54

**TABLE - VI : State & Chapter wise Inland Coasting Trade (value in Rs. Cr.) 2020-21**

BLOCK OF ORIGIN	ITCHS Chapter	ITCHS Chapter Description	ANDAMAN NICOBAR	ANDHRA PRADESH	GOA	GUJARAT	KARNATAKA	KERALA	LAKSHADEEP	MAHARASTHA	ODISSA	TAMILNADU	WEST BENGAL	GRAND TOTAL
	44	WOOD & ARTICLES OF WOODS ; WOOD CHARCOAL						3.12					17.60	20.71
	48	PAPER AND PAPERBOARD; ARTICLES OF PAPER PULP, OF PAPER AND PAPERBOARD						1.11					2.22	3.33
	52	COTTON						1064.60					0.40	1065.00
	53	OTHER VEGETABLE TEXTILE FIBRES; PAPER YARN AND FABRICS						0.05						0.05

**TABLE - VI : State & Chapter wise Inland Coasting Trade (value in Rs. Cr.) 2020-21**

BLOCK OF ORIGIN	ITCHS Chapter	ITCHS Chapter Description	ANDAMAN NICOBAR	ANDHRA PRADESH	GOA	GUJARAT	KARNATAKA	KERALA	LAKSHADEEP	MAHARASTHA	ODISSA	TAMILNADU	WEST BENGAL	GRAND TOTAL
	56	WADDING, FELT AND NONWOVENS; SPECIAL YARNS; TWINE, CORDAGE, ROPES AND CABLES AND ARTICLES THEREOF						0.22						0.22
	63	OTHER MADE UP TEXTILE ARTICLES; SETS; WORN TEXTILE ARTICLES; RAGS						0.47					0.02	0.49
	68	ARTICLES OF STONE, PLASTER, CEMENT, ASBESTOS, MICA OR SIMILAR MATERIALS						12.56					0.55	13.11
	69	CERAMIC PRODUCTS						634.98					182.06	817.05



**TABLE - VI : State & Chapter wise Inland Coasting Trade (value in Rs. Cr.) 2020-21**

BLOCK OF ORIGIN	ITCHS Chapter	ITCHS Chapter Description	ANDAMAN NICOBAR	ANDHRA PRADESH	GOA	GUJARAT	KARNATAKA	KERALA	LAKSHADEEP	MAHARASTHA	ODISSA	TAMILNADU	WEST BENGAL	GRAND TOTAL
	70	GLASS & GLASSWARE						3.71						3.71
	71	PEARLS, PRECIOUS OR SEMI-PRECIOUS STONES/METALS AND ARTICLES THEREOF; IMITATION JEWELLERY AND COIN						0.01						0.01
	72	IRON & STEEL						56.71		28.05			0.91	85.67
	73	ARTICLES OF IRON & STEEL						8.79					0.13	8.92
	76	ALUMINIUM & ARTICLES THEREOF						0.24					0.16	0.40

**TABLE - VI : State & Chapter wise Inland Coasting Trade (value in Rs. Cr.) 2020-21**

BLOCK OF ORIGIN	ITCHS Chapter	ITCHS Chapter Description	ANDAMAN NICOBAR	ANDHRA PRADESH	GOA	GUJARAT	KARNATAKA	KERALA	LAKSHADEEP	MAHARASTHA	ODISSA	TAMILNADU	WEST BENGAL	GRAND TOTAL
	84	NUCLEAR REACTORS, BOILERS, MACHINERY AND MECHANICAL APPLIANCES; PARTS THEREOF											0.03	0.03
	85	ELECTRICAL MACHINERY & EQUIPMENT & PARTS THEREOF; SOUND & TV RECORDERS & REPRODUCERS & PARTS THEREOF						4.46					0.20	4.66

**TABLE - VI : State & Chapter wise Inland Coasting Trade (value in Rs. Cr.) 2020-21**

BLOCK OF ORIGIN	ITCHS Chapter	ITCHS Chapter Description	ANDAMAN NICOBAR	ANDHRA PRADESH	GOA	GUJARAT	KARNATAKA	KERALA	LAKSHADEEP	MAHARASTHA	ODISSA	TAMILNADU	WEST BENGAL	GRAND TOTAL
	86	RAILWAY/TRAMWAY LOCOMOTIVES, TRUCKS ETC., EQUIPMENT AND PARTS THEREOF						0.49		847.85			10.03	<b>858.38</b>
	87	ROAD VEHICLES AND PARTS						0.05						<b>0.05</b>
	89	SHIPS, BOATS AND FLOATING STRUCTURES						0.04						<b>0.04</b>

**TABLE - VI : State & Chapter wise Inland Coasting Trade (value in Rs. Cr.) 2020-21**

BLOCK OF ORIGIN	ITCHS Chapter	ITCHS Chapter Description	ANDAMAN NICOBAR	ANDHRA PRADESH	GOA	GUJARAT	KARNATAKA	KERALA	LAKSHADEEP	MAHARASTHA	ODISSA	TAMILNADU	WEST BENGAL	GRAND TOTAL
	94	FURNITURE, BEDDING AND ALLIED ARTICLES; LIGHTING, FITTINGS, ILLUMINATED ARTICLES; PREFABRICATED BUILDINGS						0.05						0.05
	99	MISCELLANEOUS GOODS						0.08					1.61	1.69
<b>GUJARAT Total</b>				<b>2500.53</b>		<b>18560.46</b>	<b>464.55</b>	<b>3889.70</b>		<b>17889.29</b>	<b>483.21</b>	<b>2449.80</b>	<b>6998.28</b>	<b>53235.81</b>

**TABLE - VI : State & Chapter wise Inland Coasting Trade (value in Rs. Cr.) 2020-21**

BLOCK OF ORIGIN	ITCHS Chapter	ITCHS Chapter Description	ANDAMAN NICOBAR	ANDHRA PRADESH	GOA	GUJARAT	KARNATAKA	KERALA	LAKSHADEEP	MAHARASTHA	ODISSA	TAMILNADU	WEST BENGAL	GRAND TOTAL
KARNATAKA	27	MINERAL FUELS, MINERAL OILS & PRODUCTS; BITUMINOUS SUBSTANCES; MINERAL WAXES		196.15				8.69		17.50	266.01		427.41	915.76
KARNATAKA Total				196.15				8.69		17.50	266.01		427.41	915.76
KERALA	01	LIVE ANIMALS						0.35						0.35
	07	EDIBLE VEGETABLES AND CERTAIN ROOTS AND TUBERS				2.10							1.75	3.86

**TABLE - VI : State & Chapter wise Inland Coasting Trade (value in Rs. Cr.) 2020-21**

BLOCK OF ORIGIN	ITCHS Chapter	ITCHS Chapter Description	ANDAMAN NICOBAR	ANDHRA PRADESH	GOA	GUJARAT	KARNATAKA	KERALA	LAKSHADEEP	MAHARASTHA	ODISSA	TAMILNADU	WEST BENGAL	GRAND TOTAL
	08	EDIBLE FRUIT & NUTS; PEEL OF CITRUS FRUIT OR MELONS				0.17		0.01						0.19
	09	COFFEE, TEA, MATE & SPICES		0.48		1.88							10.05	12.41
	10	CEREALS				117.03	0.07	5.28				0.02	6.74	129.15
	11	PRODUCTS OF THE MILLING INDUSTRY; MALT; STARCHES; INSULIN; WHEAT GLUTEN				0.08								0.08

**TABLE - VI : State & Chapter wise Inland Coasting Trade (value in Rs. Cr.) 2020-21**

BLOCK OF ORIGIN	ITCHS Chapter	ITCHS Chapter Description	ANDAMAN NICOBAR	ANDHRA PRADESH	GOA	GUJARAT	KARNATAKA	KERALA	LAKSHADEEP	MAHARASTHA	ODISSA	TAMILNADU	WEST BENGAL	GRAND TOTAL
	15	ANIMAL OR VEGETABLE FATS & OILS & THEIR CLEAVAGE PRODUCTS; ANIMAL VEGETABLE WAXES						0.05						0.05
	19	PREPARATIONS OF CEREALS, FLOUR , STARCH OR MILK; PASTRY COOK' PRODUCTS				1.38								1.38
	21	MISCELLANEOUS EDIBLE PREPARATIONS				0.01		7.28						7.29
	22	BEVERAGES, SPIRITS AND VINEGAR		0.01		0.13	0.04	1.79				0.01	0.03	2.01

**TABLE - VI : State & Chapter wise Inland Coasting Trade (value in Rs. Cr.) 2020-21**

BLOCK OF ORIGIN	ITCHS Chapter	ITCHS Chapter Description	ANDAMAN NICOBAR	ANDHRA PRADESH	GOA	GUJARAT	KARNATAKA	KERALA	LAKSHADEEP	MAHARASHTRA	ODISSA	TAMILNADU	WEST BENGAL	GRAND TOTAL
	23	RESIDUES AND WASTE FROM THE FOOD INDUSTRIES; PREPARED ANIMAL FODDER				0.08								0.08
	25	SALT; SULPHUR; EARTHS AND STONE; PLASTERING MATERIALS, LIME AND CEMENT				157.54	0.03	12.88					0.63	171.08
	26	ORES, SLAG AND ASH				20.69								20.69



**TABLE - VI : State & Chapter wise Inland Coasting Trade (value in Rs. Cr.) 2020-21**

BLOCK OF ORIGIN	ITCHS Chapter	ITCHS Chapter Description	ANDAMAN NICOBAR	ANDHRA PRADESH	GOA	GUJARAT	KARNATAKA	KERALA	LAKSHADEEP	MAHARASTHA	ODISSA	TAMILNADU	WEST BENGAL	GRAND TOTAL
	27	MINERAL FUELS, MINERAL OILS & PRODUCTS; BITUMINOUS SUBSTANCES; MINERAL WAXES		1413.05	2749.32	1432.18	222.94	6258.95	0.06		2457.61	2788.03	7394.35	<b>24716.49</b>
	28	INORGANIC CHEMICALS; COMPOUNDS OF PRECIOUS METALS, OR RARE-EARTH METALS, OF RADIO-ACTIVE ELEMENTS OR OF ISOTOPES.				63.05		7.23					1.62	<b>71.89</b>
	29	ORGANIC CHEMICALS						0.02					0.63	<b>0.66</b>

**TABLE - VI : State & Chapter wise Inland Coasting Trade (value in Rs. Cr.) 2020-21**

BLOCK OF ORIGIN	ITCHS Chapter	ITCHS Chapter Description	ANDAMAN NICOBAR	ANDHRA PRADESH	GOA	GUJARAT	KARNATAKA	KERALA	LAKSHADEEP	MAHARASTHA	ODISSA	TAMILNADU	WEST BENGAL	GRAND TOTAL
	30	PHARMACEUTICAL PRODUCTS						0.01						0.01
	31	FERTILIZERS				0.05							1.27	1.31
	32	DYEING, TANNING COLOURING MATTER				0.26		0.45						0.71
	34	SOAP & OTHER SIMILAR PREPARATIONS; POLISHES & CREAMS ; CANDLES AND THE LIKE, DENTAL WAXES & PREPARATIONS				0.15		0.01						0.16
	39	PLASTICS AND ARTICLES THEREOF				4.84		0.89						5.73

**TABLE - VI : State & Chapter wise Inland Coasting Trade (value in Rs. Cr.) 2020-21**

BLOCK OF ORIGIN	ITCHS Chapter	ITCHS Chapter Description	ANDAMAN NICOBAR	ANDHRA PRADESH	GOA	GUJARAT	KARNATAKA	KERALA	LAKSHADEEP	MAHARASTHA	ODISSA	TAMILNADU	WEST BENGAL	GRAND TOTAL
	40	RUBBER AND ARTICLES THEREOF				1341.84		89.91						1431.75
	44	WOOD & ARTICLES OF WOODS ; WOOD CHARCOAL				63.35		7.15						70.51
	48	PAPER AND PAPERBOARD; ARTICLES OF PAPER PULP, OF PAPER AND PAPERBOARD						0.18						0.19
	49	PRINTED BOOKS						0.09						0.09
	52	COTTON				1.28								1.28
	53	OTHER VEGETABLE TEXTILE FIBRES; PAPER YARN AND FABRICS				0.39		0.10				17.18		17.67

**TABLE - VI : State & Chapter wise Inland Coasting Trade (value in Rs. Cr.) 2020-21**

BLOCK OF ORIGIN	ITCHS Chapter	ITCHS Chapter Description	ANDAMAN NICOBAR	ANDHRA PRADESH	GOA	GUJARAT	KARNATAKA	KERALA	LAKSHADEEP	MAHARASTHA	ODISSA	TAMILNADU	WEST BENGAL	GRAND TOTAL
	56	WADDING, FELT AND NONWOVENS; SPECIAL YARNS; TWINE, CORDAGE, ROPES AND CABLES AND ARTICLES THEREOF						0.36						0.36
	62	ARTICLES OF APPAREL AND CLOTHING ACCESSORIES, NOT KNITTED OR CROCHETED												
	63	OTHER MADE UP TEXTILE ARTICLES; SETS; WORN TEXTILE ARTICLES; RAGS				2.52		0.01						2.53

**TABLE - VI : State & Chapter wise Inland Coasting Trade (value in Rs. Cr.) 2020-21**

BLOCK OF ORIGIN	ITCHS Chapter	ITCHS Chapter Description	ANDAMAN NICOBAR	ANDHRA PRADESH	GOA	GUJARAT	KARNATAKA	KERALA	LAKSHADEEP	MAHARASTHA	ODISSA	TAMILNADU	WEST BENGAL	GRAND TOTAL
	64	FOOWEAR												
	65	HEAD GEAR AND PARTS												
	68	ARTICLES OF STONE, PLASTER, CEMENT, ASBESTOS, MICA OR SIMILAR MATERIALS				0.02								0.02
	69	CERAMIC PRODUCTS				3.28		5.42				0.06	2.05	10.82
	70	GLASS & GLASSWARE				0.88		0.09						0.97
	72	IRON & STEEL				2.13		0.44					9.67	12.24
	73	ARTICLES OF IRON & STEEL				0.86		6.28						7.13
	76	ALUMINIUM & ARTICLES THEREOF				4.40		0.16						4.56

**TABLE - VI : State & Chapter wise Inland Coasting Trade (value in Rs. Cr.) 2020-21**

BLOCK OF ORIGIN	ITCHS Chapter	ITCHS Chapter Description	ANDAMAN NICOBAR	ANDHRA PRADESH	GOA	GUJARAT	KARNATAKA	KERALA	LAKSHADEEP	MAHARASTHA	ODISSA	TAMILNADU	WEST BENGAL	GRAND TOTAL
	84	NUCLEAR REACTORS, BOILERS, MACHINERY AND MECHANICAL APPLIANCES; PARTS THEREOF				5.12		0.48					0.05	5.65
	85	ELECTRICAL MACHINERY & EQUIPMENT & PARTS THEREOF; SOUND & TV RECORDERS & REPRODUCERS & PARTS THEREOF				2.27		0.05					0.48	2.80
	87	ROAD VEHICLES AND PARTS				0.18								0.18

**TABLE - VI : State & Chapter wise Inland Coasting Trade (value in Rs. Cr.) 2020-21**

BLOCK OF ORIGIN	ITCHS Chapter	ITCHS Chapter Description	ANDAMAN NICOBAR	ANDHRA PRADESH	GOA	GUJARAT	KARNATAKA	KERALA	LAKSHADEEP	MAHARASTHA	ODISSA	TAMILNADU	WEST BENGAL	GRAND TOTAL
	98	PROJECTS GOODS; SOME SPECIAL USES				0.11		836.84						836.94
	99	MISCELLANEOUS GOODS		19.29										19.29
<b>KERALA Total</b>				<b>1432.83</b>	<b>2749.32</b>	<b>3230.25</b>	<b>223.09</b>	<b>7242.79</b>	<b>0.06</b>		<b>2457.61</b>	<b>2805.30</b>	<b>7429.33</b>	<b>27570.57</b>
MAHARASTHA	23	RESIDUES AND WASTE FROM THE FOOD INDUSTRIES; PREPARED ANIMAL FODDER				493.48								493.48
	26	ORES, SLAG AND ASH									8.79			8.79

**TABLE - VI : State & Chapter wise Inland Coasting Trade (value in Rs. Cr.) 2020-21**

BLOCK OF ORIGIN	ITCHS Chapter	ITCHS Chapter Description	ANDAMAN NICOBAR	ANDHRA PRADESH	GOA	GUJARAT	KARNATAKA	KERALA	LAKSHADEEP	MAHARASTHA	ODISSA	TAMILNADU	WEST BENGAL	GRAND TOTAL
	27	MINERAL FUELS, MINERAL OILS & PRODUCTS; BITUMINOUS SUBSTANCES; MINERAL WAXES		572.65	3548.29	4288.36	217.24	606.78		2241.62	464.18	4392.02	3817.78	<b>20148.92</b>
	28	INORGANIC CHEMICALS; COMPOUNDS OF PRECIOUS METALS, OR RARE-EARTH METALS, OF RADIO-ACTIVE ELEMENTS OR OF ISOTOPES.											12.02	<b>12.02</b>
	38	MISCELLANEOUS CHEMICAL PRODUCTS								78.58				<b>78.58</b>



**TABLE - VI : State & Chapter wise Inland Coasting Trade (value in Rs. Cr.) 2020-21**

BLOCK OF ORIGIN	ITCHS Chapter	ITCHS Chapter Description	ANDAMAN NICOBAR	ANDHRA PRADESH	GOA	GUJARAT	KARNATAKA	KERALA	LAKSHADEEP	MAHARASHTRA	ODISSA	TAMILNADU	WEST BENGAL	GRAND TOTAL
	68	ARTICLES OF STONE, PLASTER, CEMENT, ASBESTOS, MICA OR SIMILAR MATERIALS								71.85				71.85
	73	ARTICLES OF IRON & STEEL								12.83				12.83
	82	TOOLS AND THEIR PARTS OF BASE METAL				0.01								0.01
	84	NUCLEAR REACTORS, BOILERS, MACHINERY AND MECHANICAL APPLIANCES; PARTS THEREOF				2.95								2.95

**TABLE - VI : State & Chapter wise Inland Coasting Trade (value in Rs. Cr.) 2020-21**

BLOCK OF ORIGIN	ITCHS Chapter	ITCHS Chapter Description	ANDAMAN NICOBAR	ANDHRA PRADESH	GOA	GUJARAT	KARNATAKA	KERALA	LAKSHADEEP	MAHARASTHA	ODISSA	TAMILNADU	WEST BENGAL	GRAND TOTAL
	85	ELECTRICAL MACHINERY & EQUIPMENT & PARTS THEREOF; SOUND & TV RECORDERS & REPRODUCERS & PARTS THEREOF		0.05								23.73		23.78
	86	RAILWAY/TRAMWAY LOCOMOTIVES, TRUCKS ETC., EQUIPMENT AND PARTS THEREOF				884.19				65.05				949.24
	89	SHIPS, BOATS AND FLOATING STRUCTURES								7.74				7.74

**TABLE - VI : State & Chapter wise Inland Coasting Trade (value in Rs. Cr.) 2020-21**

BLOCK OF ORIGIN	ITCHS Chapter	ITCHS Chapter Description	ANDAMAN NICOBAR	ANDHRA PRADESH	GOA	GUJARAT	KARNATAKA	KERALA	LAKSHADEEP	MAHARASTHA	ODISSA	TAMILNADU	WEST BENGAL	GRAND TOTAL
MAHARASTHA Total				572.70	3548.29	5669.00	217.24	606.78		2477.67	472.98	4415.76	3829.80	21810.20
ODISSA	25	SALT; SULPHUR; EARTHS AND STONE; PLASTERING MATERIALS, LIME AND CEMENT				7.30								7.30
	26	ORES, SLAG AND ASH		82.50						3070.13		26.26		3178.89

**TABLE - VI : State & Chapter wise Inland Coasting Trade (value in Rs. Cr.) 2020-21**

BLOCK OF ORIGIN	ITCHS Chapter	ITCHS Chapter Description	ANDAMAN NICOBAR	ANDHRA PRADESH	GOA	GUJARAT	KARNATAKA	KERALA	LAKSHADEEP	MAHARASTHA	ODISSA	TAMILNADU	WEST BENGAL	GRAND TOTAL
	27	MINERAL FUELS, MINERAL OILS & PRODUCTS; BITUMINOUS SUBSTANCES; MINERAL WAXES	614.75	878.12	199.15	466.50	1056.03	139.74		1219.94		2829.71	5842.28	<b>13246.24</b>
	68	ARTICLES OF STONE, PLASTER, CEMENT, ASBESTOS, MICA OR SIMILAR MATERIALS											0.01	<b>0.01</b>
	72	IRON & STEEL				0.22								<b>0.22</b>
	73	ARTICLES OF IRON & STEEL				0.16								<b>0.16</b>

**TABLE - VI : State & Chapter wise Inland Coasting Trade (value in Rs. Cr.) 2020-21**

BLOCK OF ORIGIN	ITCHS Chapter	ITCHS Chapter Description	ANDAMAN NICOBAR	ANDHRA PRADESH	GOA	GUJARAT	KARNATAKA	KERALA	LAKSHADEEP	MAHARASTHA	ODISSA	TAMILNADU	WEST BENGAL	GRAND TOTAL
	86	RAILWAY/TRAMWAY LOCOMOTIVES, TRUCKS ETC., EQUIPMENT AND PARTS THEREOF	2.73	63.26								105.11	155.45	326.54
ODISSA Total			617.48	1023.88	199.15	474.18	1056.03	139.74		4290.07		2961.08	5997.74	16759.36
PODUCHERY	25	SALT; SULPHUR; EARTHS AND STONE; PLASTERING MATERIALS, LIME AND CEMENT											0.04	0.04

**TABLE - VI : State & Chapter wise Inland Coasting Trade (value in Rs. Cr.) 2020-21**

BLOCK OF ORIGIN	ITCHS Chapter	ITCHS Chapter Description	ANDAMAN NICOBAR	ANDHRA PRADESH	GOA	GUJARAT	KARNATAKA	KERALA	LAKSHADEEP	MAHARASTHA	ODISSA	TAMILNADU	WEST BENGAL	GRAND TOTAL
	27	MINERAL FUELS, MINERAL OILS & PRODUCTS; BITUMINOUS SUBSTANCES; MINERAL WAXES										912.14		912.14
PODUCHERY Total												912.14	0.04	912.17
TAMILNADU	04	DAIRY PRODUCE; BIRDS' EGGS; NATURAL HOENEY; EDIBLE PRODUCTS OF ANIMAL ORIGIN NES.	0.07											0.07

**TABLE - VI : State & Chapter wise Inland Coasting Trade (value in Rs. Cr.) 2020-21**

BLOCK OF ORIGIN	ITCHS Chapter	ITCHS Chapter Description	ANDAMAN NICOBAR	ANDHRA PRADESH	GOA	GUJARAT	KARNATAKA	KERALA	LAKSHADEEP	MAHARASTHA	ODISSA	TAMILNADU	WEST BENGAL	GRAND TOTAL
	07	EDIBLE VEGETABLES AND CERTAIN ROOTS AND TUBERS										0.48	5.95	6.43
	10	CEREALS		3.29				0.65						3.94
	11	PRODUCTS OF THE MILLING INDUSTRY; MALT; STARCHES; INSULIN; WHEAT GLUTEN											0.11	0.11
	15	ANIMAL OR VEGETABLE FATS & OILS & THEIR CLEAVAGE PRODUCTS; ANIMAL VEGETABLE WAXES		41.16									5.42	46.58
	18	COCOA AND COCOA PREPARATIONS											103.65	103.65

**TABLE - VI : State & Chapter wise Inland Coasting Trade (value in Rs. Cr.) 2020-21**

BLOCK OF ORIGIN	ITCHS Chapter	ITCHS Chapter Description	ANDAMAN NICOBAR	ANDHRA PRADESH	GOA	GUJARAT	KARNATAKA	KERALA	LAKSHADEEP	MAHARASHTRA	ODISSA	TAMILNADU	WEST BENGAL	GRAND TOTAL
	22	BEVERAGES, SPIRITS AND VINEGAR												
	24	TOBACCO AND MANUFACTURED TOBACCO SUBS											0.78	<b>0.78</b>
	25	SALT; SULPHUR; EARTHS AND STONE; PLASTERING MATERIALS, LIME AND CEMENT	0.66	0.04									8.12	<b>8.82</b>
	27	MINERAL FUELS, MINERAL OILS & PRODUCTS; BITUMINOUS SUBSTANCES; MINERAL WAXES	0.31	755.28				43.42		248.54	204.09	308.10	645.10	<b>2204.85</b>



**TABLE - VI : State & Chapter wise Inland Coasting Trade (value in Rs. Cr.) 2020-21**

BLOCK OF ORIGIN	ITCHS Chapter	ITCHS Chapter Description	ANDAMAN NICOBAR	ANDHRA PRADESH	GOA	GUJARAT	KARNATAKA	KERALA	LAKSHADEEP	MAHARASTHA	ODISSA	TAMILNADU	WEST BENGAL	GRAND TOTAL
	28	INORGANIC CHEMICALS; COMPOUNDS OF PRECIOUS METALS, OR RARE-EARTH METALS, OF RADIO-ACTIVE ELEMENTS OR OF ISOTOPES.										0.02	16.95	16.96
	29	ORGANIC CHEMICALS											129.45	129.45
	31	FERTILIZERS	0.38										0.11	0.50
	32	DYEING, TANNING COLOURING MATTER										0.12	1.38	1.50

**TABLE - VI : State & Chapter wise Inland Coasting Trade (value in Rs. Cr.) 2020-21**

BLOCK OF ORIGIN	ITCHS Chapter	ITCHS Chapter Description	ANDAMAN NICOBAR	ANDHRA PRADESH	GOA	GUJARAT	KARNATAKA	KERALA	LAKSHADEEP	MAHARASTHA	ODISSA	TAMILNADU	WEST BENGAL	GRAND TOTAL
	34	SOAP & OTHER SIMILAR PREPARATIONS; POLISHES & CREAMS ; CANDLES AND THE LIKE, DENTAL WAXES & PREPARATIONS											1.91	1.91
	38	MISCELLANEOUS CHEMICAL PRODUCTS										0.50		0.50
	40	RUBBER AND ARTICLES THEREOF	0.01										15.54	15.54
	42	ARTICLES OF LEATHER SADDLERY HARNESS AND ANIMAL GUTS											0.39	0.39

**TABLE - VI : State & Chapter wise Inland Coasting Trade (value in Rs. Cr.) 2020-21**

BLOCK OF ORIGIN	ITCHS Chapter	ITCHS Chapter Description	ANDAMAN NICOBAR	ANDHRA PRADESH	GOA	GUJARAT	KARNATAKA	KERALA	LAKSHADEEP	MAHARASTHA	ODISSA	TAMILNADU	WEST BENGAL	GRAND TOTAL
	44	WOOD & ARTICLES OF WOODS ; WOOD CHARCOAL										0.08	0.09	0.17
	48	PAPER AND PAPERBOARD; ARTICLES OF PAPER PULP, OF PAPER AND PAPERBOARD	0.09									0.25		0.34
	52	COTTON											1.13	1.13
	63	OTHER MADE UP TEXTILE ARTICLES; SETS; WORN TEXTILE ARTICLES; RAGS										0.01	0.30	0.31

**TABLE - VI : State & Chapter wise Inland Coasting Trade (value in Rs. Cr.) 2020-21**

BLOCK OF ORIGIN	ITCHS Chapter	ITCHS Chapter Description	ANDAMAN NICOBAR	ANDHRA PRADESH	GOA	GUJARAT	KARNATAKA	KERALA	LAKSHADEEP	MAHARASTHA	ODISSA	TAMILNADU	WEST BENGAL	GRAND TOTAL
	68	ARTICLES OF STONE, PLASTER, CEMENT, ASBESTOS, MICA OR SIMILAR MATERIALS											0.37	0.37
	69	CERAMIC PRODUCTS											30.74	30.74
	72	IRON & STEEL	8.09									0.10	35.81	44.00
	73	ARTICLES OF IRON & STEEL	0.97									2.73	45.00	48.71
	76	ALUMINIUM & ARTICLES THEREOF	0.15										0.11	0.26
	84	NUCLEAR REACTORS, BOILERS, MACHINERY AND MECHANICAL APPLIANCES; PARTS THEREOF	1.31									0.13		1.44

**TABLE - VI : State & Chapter wise Inland Coasting Trade (value in Rs. Cr.) 2020-21**

BLOCK OF ORIGIN	ITCHS Chapter	ITCHS Chapter Description	ANDAMAN NICOBAR	ANDHRA PRADESH	GOA	GUJARAT	KARNATAKA	KERALA	LAKSHADEEP	MAHARASHTRA	ODISSA	TAMILNADU	WEST BENGAL	GRAND TOTAL
	85	ELECTRICAL MACHINERY & EQUIPMENT & PARTS THEREOF; SOUND & TV RECORDERS & REPRODUCERS & PARTS THEREOF										0.09	2.19	2.29
	86	RAILWAY/TRAMWAY LOCOMOTIVES, TRUCKS ETC., EQUIPMENT AND PARTS THEREOF	1.80								49.78		214.77	266.35
	87	ROAD VEHICLES AND PARTS										1.96	3.64	5.60

**TABLE - VI : State & Chapter wise Inland Coasting Trade (value in Rs. Cr.) 2020-21**

BLOCK OF ORIGIN	ITCHS Chapter	ITCHS Chapter Description	ANDAMAN NICOBAR	ANDHRA PRADESH	GOA	GUJARAT	KARNATAKA	KERALA	LAKSHADEEP	MAHARASTHA	ODISSA	TAMILNADU	WEST BENGAL	GRAND TOTAL
	96	MISCELLANEOUS MANUFACTURED ARTICLES											0.42	0.42
	98	PROJECTS GOODS; SOME SPECIAL USES										2.80		2.80
	99	MISCELLANEOUS GOODS											15.15	15.15
TAMILNADU Total			13.85	799.77				44.07		248.54	253.87	317.36	1284.58	2962.04
WEST BENGAL	07	EDIBLE VEGETABLES AND CERTAIN ROOTS AND TUBERS						0.26						0.26

**TABLE - VI : State & Chapter wise Inland Coasting Trade (value in Rs. Cr.) 2020-21**

BLOCK OF ORIGIN	ITCHS Chapter	ITCHS Chapter Description	ANDAMAN NICOBAR	ANDHRA PRADESH	GOA	GUJARAT	KARNATAKA	KERALA	LAKSHADEEP	MAHARASTHA	ODISSA	TAMILNADU	WEST BENGAL	GRAND TOTAL
	10	CEREALS				1.66		235.39				3.63		<b>240.67</b>
	26	ORES, SLAG AND ASH								34.25		0.71		<b>34.97</b>
	27	MINERAL FUELS, MINERAL OILS & PRODUCTS; BITUMINOUS SUBSTANCES; MINERAL WAXES	29.44	71.86		0.29	37.01	100.96		141.75	1027.22	203.44		<b>1611.97</b>
	28	INORGANIC CHEMICALS; COMPOUNDS OF PRECIOUS METALS, OR RARE-EARTH METALS, OF RADIO-ACTIVE ELEMENTS OR OF ISOTOPES.				29.96		13.18						<b>43.13</b>

**TABLE - VI : State & Chapter wise Inland Coasting Trade (value in Rs. Cr.) 2020-21**

BLOCK OF ORIGIN	ITCHS Chapter	ITCHS Chapter Description	ANDAMAN NICOBAR	ANDHRA PRADESH	GOA	GUJARAT	KARNATAKA	KERALA	LAKSHADEEP	MAHARASTHA	ODISSA	TAMILNADU	WEST BENGAL	GRAND TOTAL
	29	ORGANIC CHEMICALS				212.92		15.92						228.85
	38	MISCELLANEOUS CHEMICAL PRODUCTS				10.92								10.92
	44	WOOD & ARTICLES OF WOODS ; WOOD CHARCOAL										0.11		0.11
	52	COTTON						0.40						0.40
	68	ARTICLES OF STONE, PLASTER, CEMENT, ASBESTOS, MICA OR SIMILAR MATERIALS						0.31						0.31
	72	IRON & STEEL	1.76			0.56		4.05				5.35		11.72
	73	ARTICLES OF IRON & STEEL						6.19				1.68		7.87



**TABLE - VI : State & Chapter wise Inland Coasting Trade (value in Rs. Cr.) 2020-21**

BLOCK OF ORIGIN	ITCHS Chapter	ITCHS Chapter Description	ANDAMAN NICOBAR	ANDHRA PRADESH	GOA	GUJARAT	KARNATAKA	KERALA	LAKSHADEEP	MAHARASHTRA	ODISSA	TAMILNADU	WEST BENGAL	GRAND TOTAL
	84	NUCLEAR REACTORS, BOILERS, MACHINERY AND MECHANICAL APPLIANCES; PARTS THEREOF										0.71		0.71
	86	RAILWAY/TRAMWAY LOCOMOTIVES, TRUCKS ETC., EQUIPMENT AND PARTS THEREOF						2.73			0.18	5.68		8.60
WEST BENGAL Total			31.20	71.86		256.32	37.01	379.39		176.00	1027.40	221.33		2200.50

**TABLE - VI : State & Chapter wise Inland Coasting Trade (value in Rs. Cr.) 2020-21**

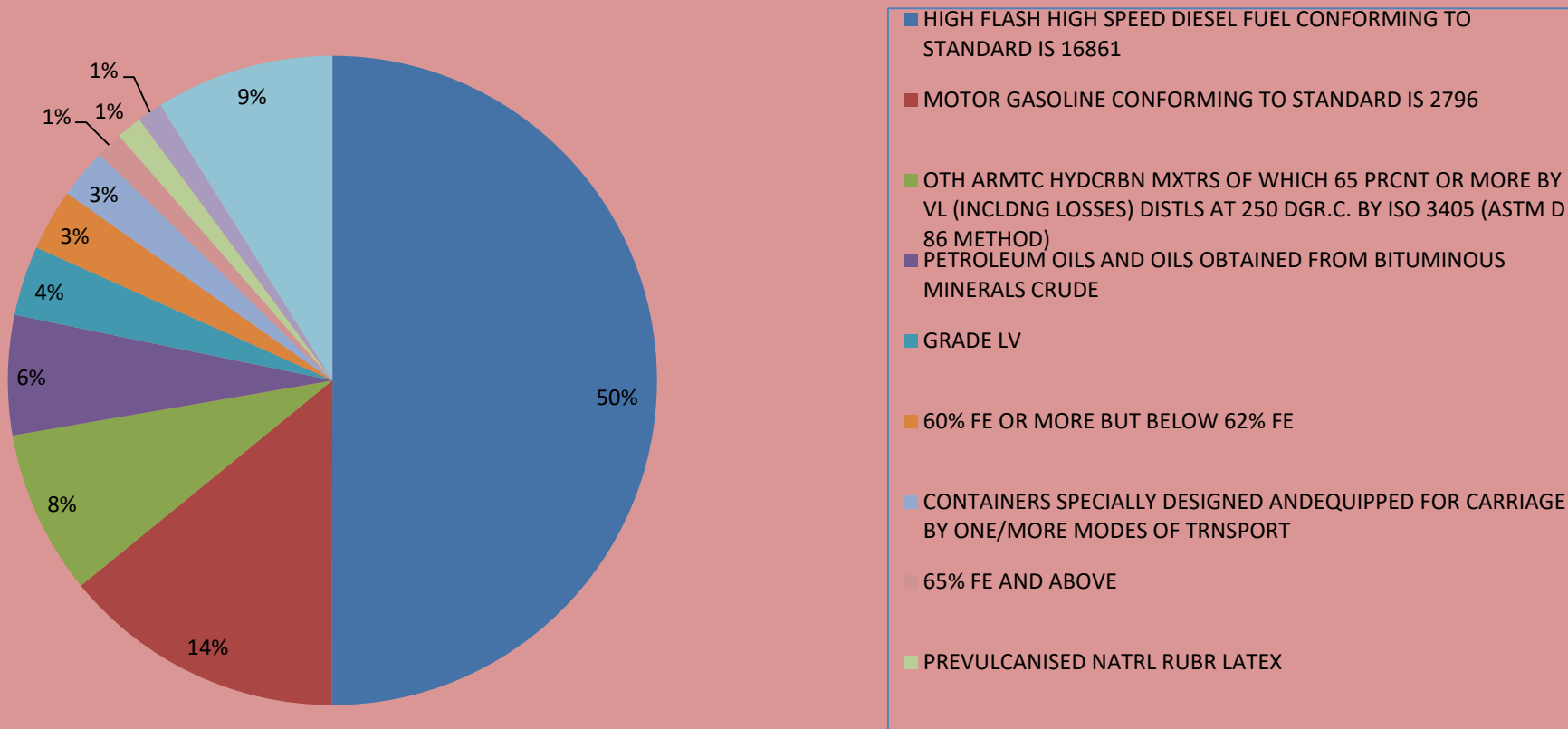
BLOCK OF ORIGIN	ITCHS Chapter	ITCHS Chapter Description	ANDAMAN NICOBAR	ANDHRA PRADESH	GOA	GUJARAT	KARNATAKA	KERALA	LAKSHADEEP	MAHARASTHA	ODISSA	TAMILNADU	WEST BENGAL	GRAND TOTAL
Grand Total			695.35	7178.55	6496.76	28422.56	3337.73	12362.56	0.06	25099.07	6462.91	15365.02	28604.75	134025.32

Percentage Share of values of Inland Coasting Trade of India for Inter-State/UT movement of goods during 2020-21

Item Code	Item	Percentage	Inter Block Movement*
27101949	HIGH FLASH HIGH SPEED DIESEL FUEL CONFORMING TO STANDARD IS 16861	50%	52458
27101241	MOTOR GASOLINE CONFORMING TO STANDARD IS 2796	14%	14759
27075000	OTH ARMTIC HYDCRBN MXTRS OF WHICH 65 PRCNT OR MORE BY VL (INCLDNG LOSSES) DISTLS AT 250 DGR.C. BY ISO 3405 (ASTM D 86 METHOD)	8%	8572
27090000	PETROLEUM OILS AND OILS OBTAINED FROM BITUMINOUS MINERALS CRUDE	6%	6247
27101951	GRADE LV	3%	3643
26011111	60% FE OR MORE BUT BELOW 62% FE	3%	3208
86090000	CONTAINERS SPECIALLY DESIGNED ANDEQUIPPED FOR CARRIAGE BY ONE/MORE MODES OF TRNSPORT	2%	2611
26011139	65% FE AND ABOVE	1%	1376
40011010	PREVULCANISED NATRL RUBR LATEX	1%	1342
27101971	BASE OIL	1%	1318
	<b>OTHERS</b>	9%	9312
	<b>Total</b>	<b>100%</b>	<b>104846</b>

\* in Rs. Cr.

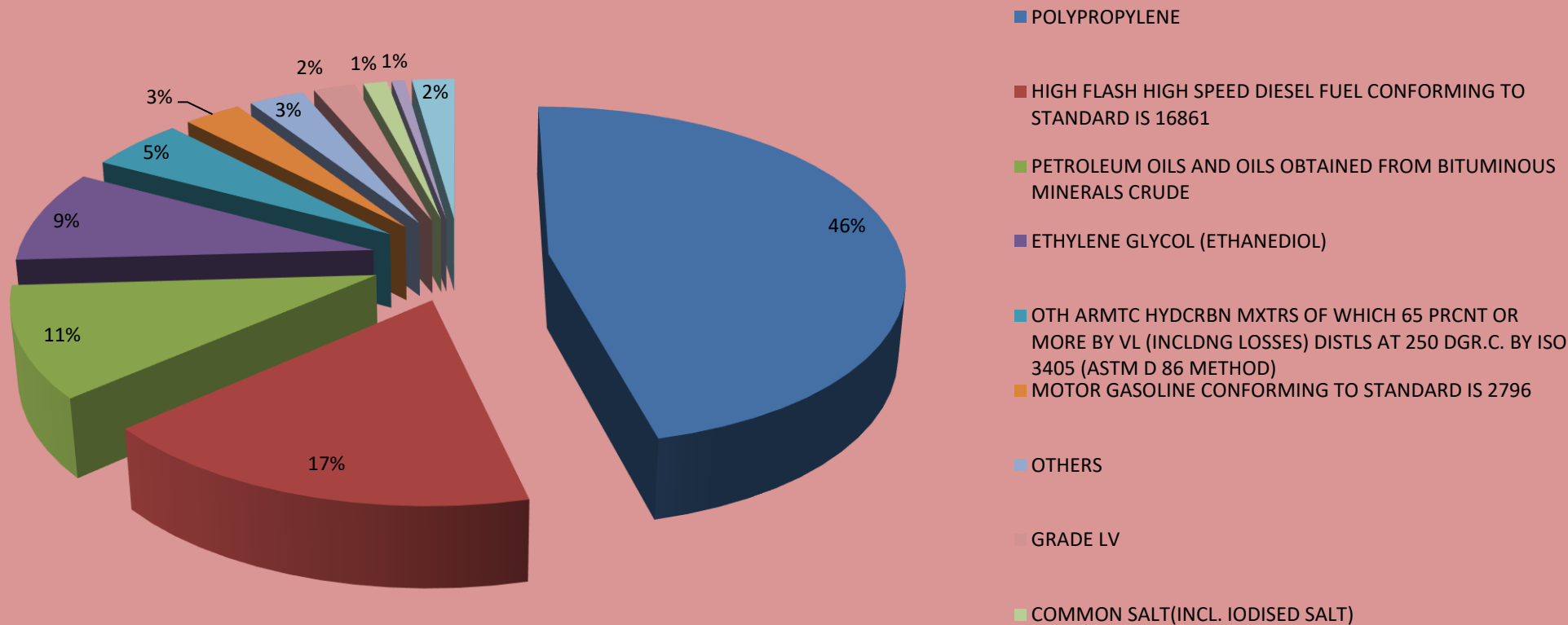
Share of values of Inland Coasting Trade of India for Inter-State/UT movement of goods during 2020-21



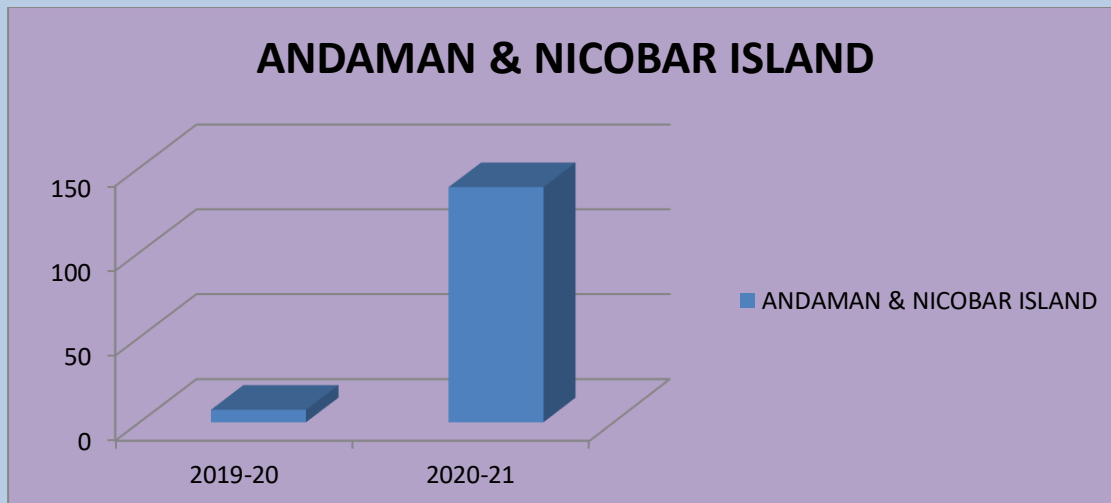
Percentage Share of values of Inland Coasting Trade of India for internal maritime block movement of goods during 2020-21			
ITEM Code	Item	Percentage	INTERNAL MOVEMENT *
39021000	POLYPROPYLENE	46%	13469
27101949	HIGH FLASH HIGH SPEED DIESEL FUEL CONFORMING TO STANDARD IS 16861	17%	5085
27090000	PETROLEUM OILS AND OILS OBTAINED FROM BITUMINOUS MINERALS CRUDE	10%	3061
29053100	ETHYLENE GLYCOL (ETHANEDIOL)	9%	2553
27075000	OTH ARMTIC HYDCRBN MXTRS OF WHICH 65 PRCNT OR MORE BY VL (INCLDNG LOSSES) DISTLS AT 250 DGR.C. BY ISO 3405 (ASTM D 86 METHOD)	5%	1437
27101241	MOTOR GASOLINE CONFORMING TO STANDARD IS 2796	3%	878
98059000	OTHERS	3%	840
27101951	GRADE LV	2%	642
25010010	COMMON SALT(INCL. IODISED SALT)	1%	364
27111200	LIQUIFIED PROPANE	1%	200
	OTHERS	2%	651
	<b>Total</b>	<b>100%</b>	<b>29179</b>

\* in Rs. Cr.

Share of values of Inland Coasting Trade of India for internal maritime block movements of goods during 2020-21



# STATISTICS OF THE INLAND COASTING TRADE CONSIGNMENTS OF INDIA



OUTWARD MOVEMENT OF GOODS

DGCI&S KOLKATA 700107